
Schweizerischer Schafzuchtverband

Fédération suisse d'élevage ovin

Federazione svizzera d'allevamento ovino



Statistik nach Kanton

Ergänzung zum Jahresbericht 2016



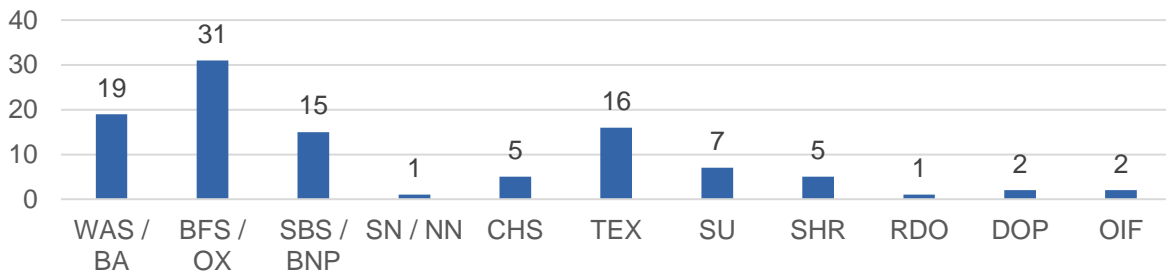
Inhaltsverzeichnis

AG.....	2
AI	3
AR.....	4
BE	5
BL	6
FR.....	7
GE.....	8
GL.....	9
GR	10
JU	11
LU	12
NE.....	13
NW.....	14
OW.....	15
SG.....	16
SH.....	17
SO.....	18
SZ	19
TG.....	20
TI.....	21
UR.....	22
VD.....	23
VS	24
ZG.....	25
ZH	26
FL.....	27
Anhang	28



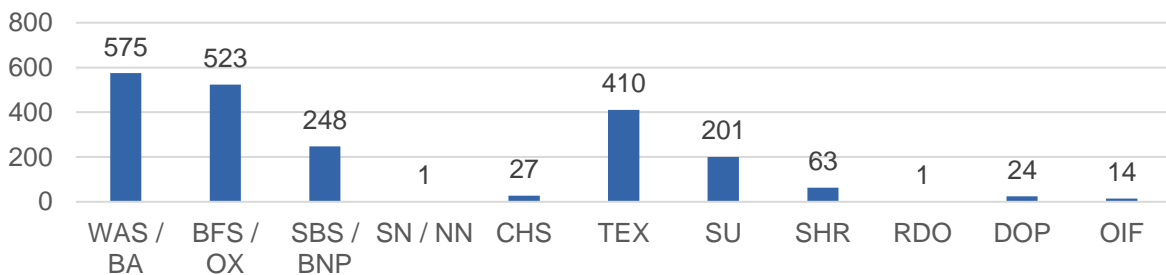
AG

Anteil Züchter 2016



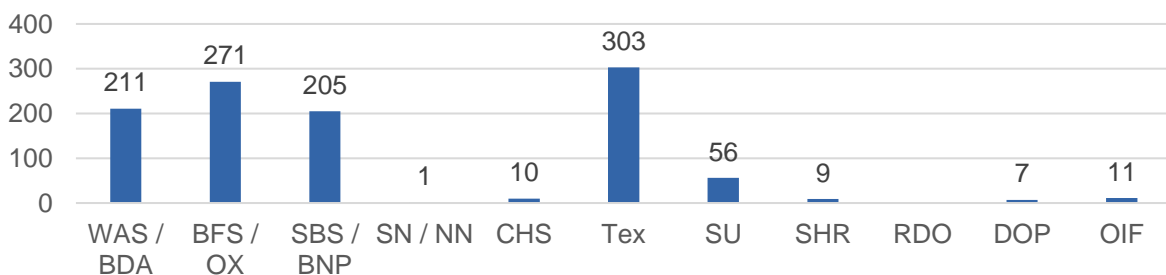
Total Züchter		Total Genossenschaften	
2016	2015	2016	2015
104	99	10	10

Herdebuchanteil per 1. Juni 2016



Total	2016	2015
	2'087	2'285

Beurteilte Tiere 4 - 36 Monate nach Rasse



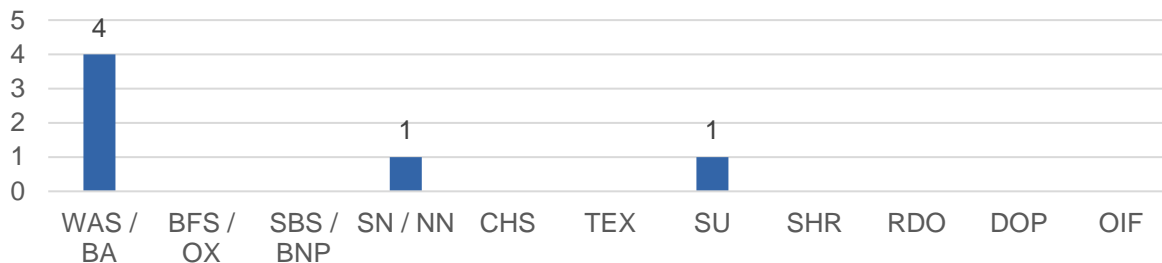
Total	2016	2015
	1'084	1'039



AI

AI

Anteil Züchter 2016




Total Züchter		Total Genossenschaften	
2016	2015	2016	2015
6	4	1	1

Herdebuchanteil per 1. Juni 2016



Total	2016	2015
	126	98

Beurteilte Tiere 4 - 36 Monate nach Rasse



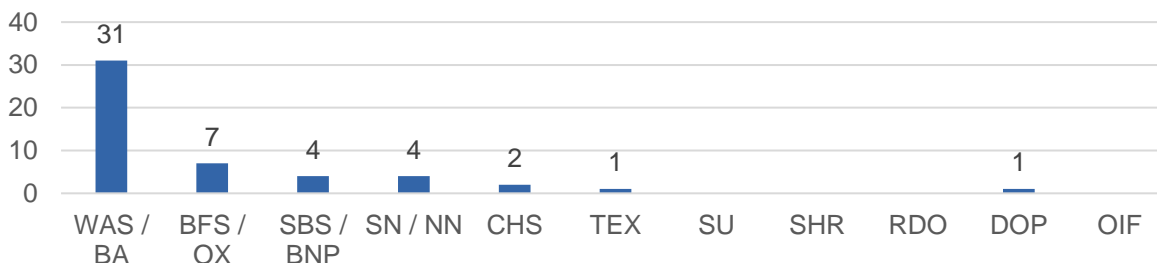
Total	2016	2015
	41	48



AR


AR

Anteil Züchter 2016




Total Züchter		Total Genossenschaften	
2016	2015	2016	2015
50	57	6	6

Herdebuchanteil per 1. Juni 2016



Total	2016	2015
	1'016	1'261

Beurteilte Tiere 4 - 36 Monate nach Rasse



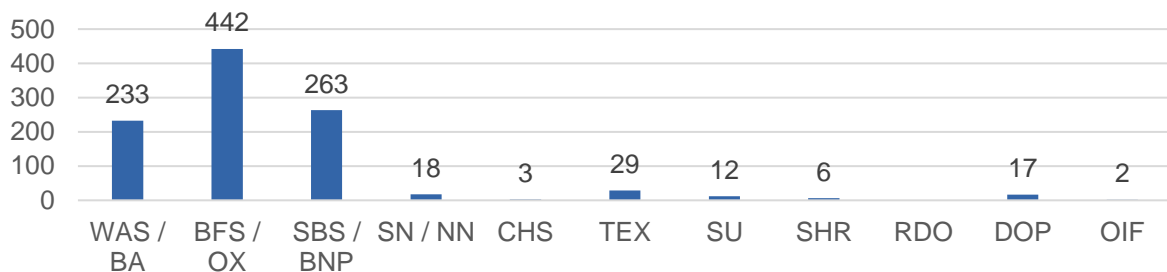
Total	2016	2015
	527	559



BE

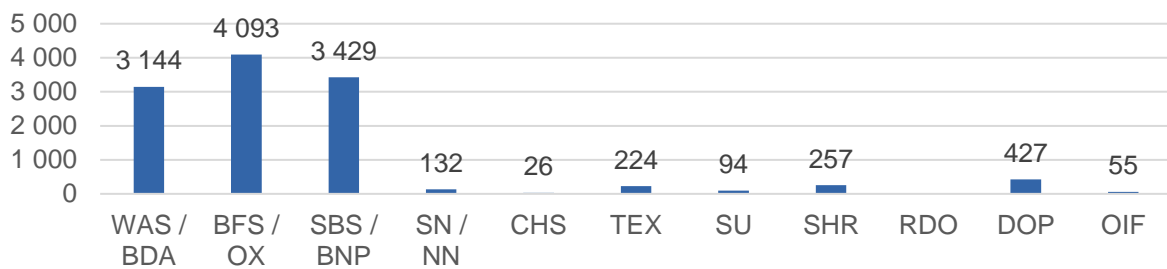
BE

Anteil Züchter 2016



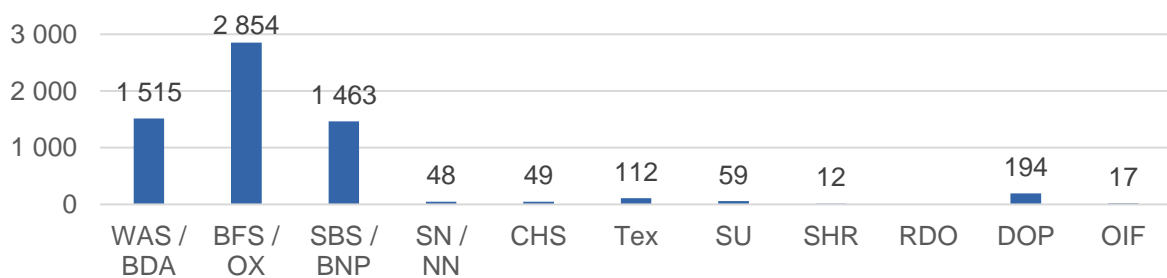
Total Züchter		Total Genossenschaften	
2016	2015	2016	2015
1'025	1'083	90	90

Herdebuchanteil per 1. Juni 2016



Total	2016	2015
	11'881	15'101

Beurteilte Tiere 4 - 36 Monate nach Rasse



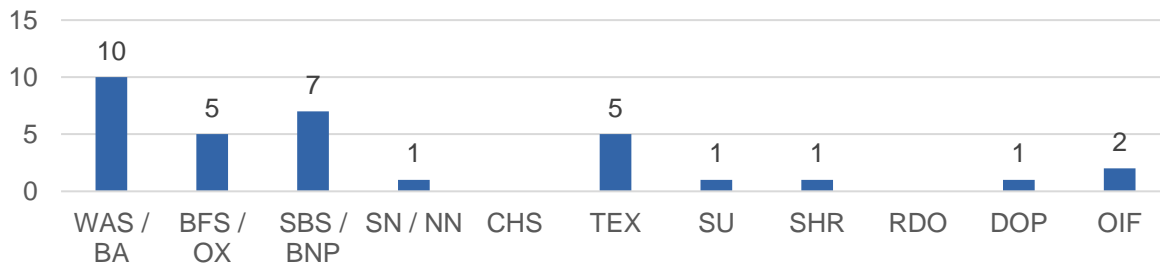
Total	2016	2015
	6'323	6'533



BL

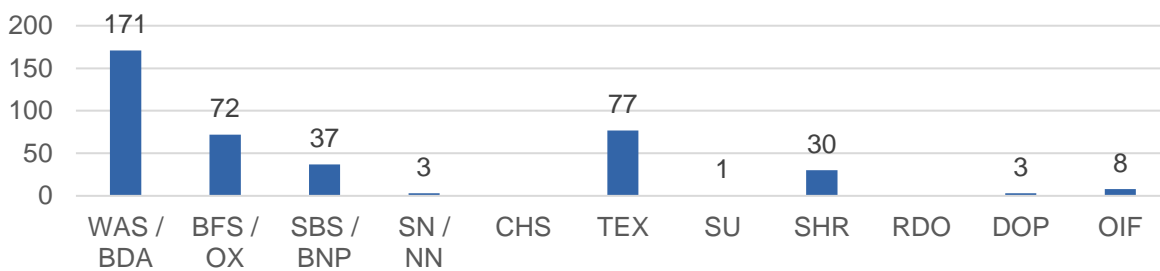
BL

Anteil Züchter 2016



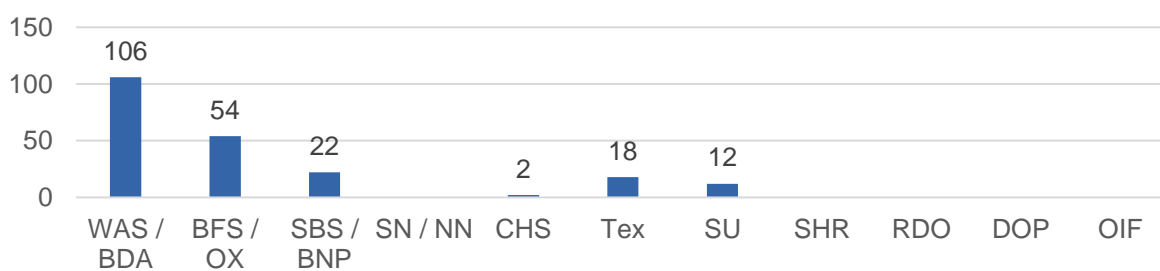
Total Züchter		Total Genossenschaften	
2016	2015	2016	2015
33	28	1	1

Herdebuchanteil per 1. Juni 2016



Total	2016	2015
	402	558

Beurteilte Tiere 4 - 36 Monate nach Rasse



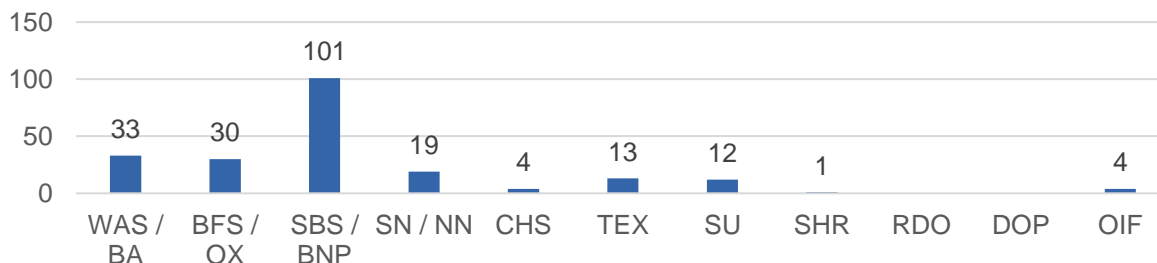
Total	2016	2015
	214	259



FR

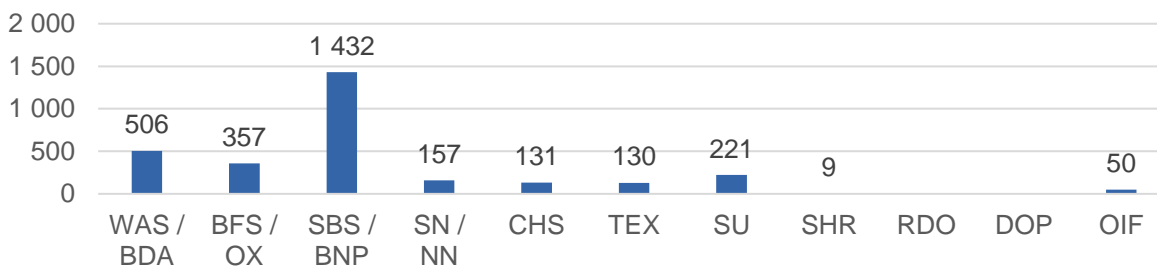
FR

Anteil Züchter 2016



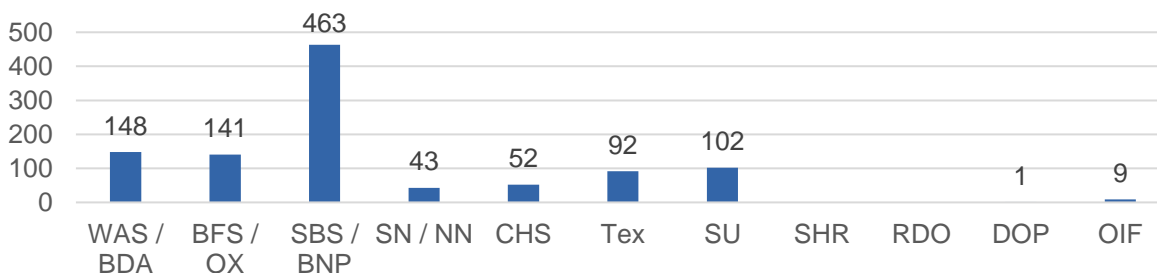
Total Züchter		Total Genossenschaften	
2016	2015	2016	2015
217	230	20	20

Herdebuchanteil per 1. Juni 2016



Total	2016	2015
	2'993	3'171

Beurteilte Tiere 4 - 36 Monate nach Rasse




Total	2016	2015
	1'051	1'036



GE


GE

Anteil Züchter 2016




Total Züchter		Total Genossenschaften	
2016	2015	2016	2015
4	4	1	1

Herdebuchanteil per 1. Juni 2016



Total	2016	2015
	491	458

Beurteilte Tiere 4 - 36 Monate nach Rasse



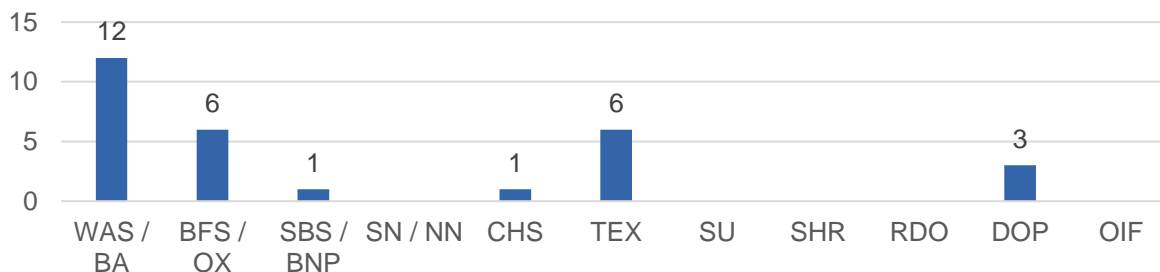
Total	2016	2015
	150	56



GL

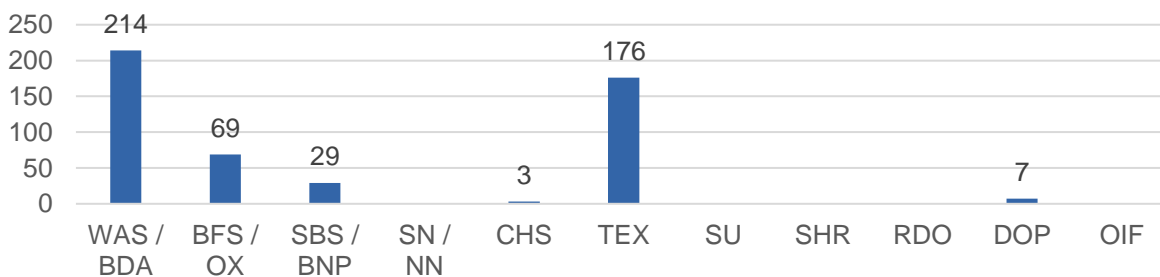
GL

Anteil Züchter 2016



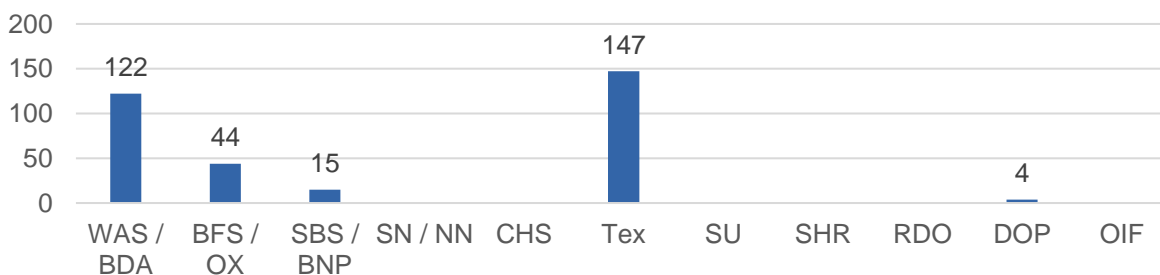
Total Züchter		Total Genossenschaften	
2016	2015	2016	2015
29	29	1	1

Herdebuchanteil per 1. Juni 2016



Total	2016	2015
	498	552

Beurteilte Tiere 4 - 36 Monate nach Rasse



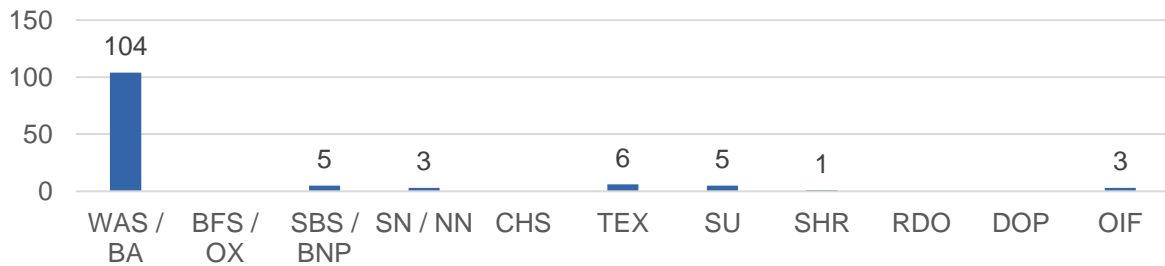
Total	2016	2015
	332	292



GR


GR

Anteil Züchter 2016




Total Züchter		Total Genossenschaften	
2016	2015	2016	2015
127	120	40	41

Herdebuchanteil per 1. Juni 2016



Total	2016	2015
	3'451	3'855

Beurteilte Tiere 4 - 36 Monate nach Rasse



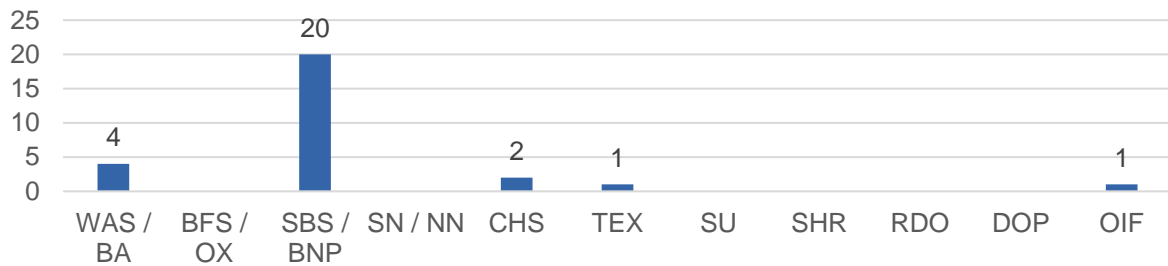
Total	2016	2015
	1'296	1'431



JU


JU

Anteil Züchter 2016




Total Züchter		Total Genossenschaften	
2016	2015	2016	2015
28	31	6	6

Herdebuchanteil per 1. Juni 2016



Total	2016	2015
	822	881

Beurteilte Tiere 4 - 36 Monate nach Rasse



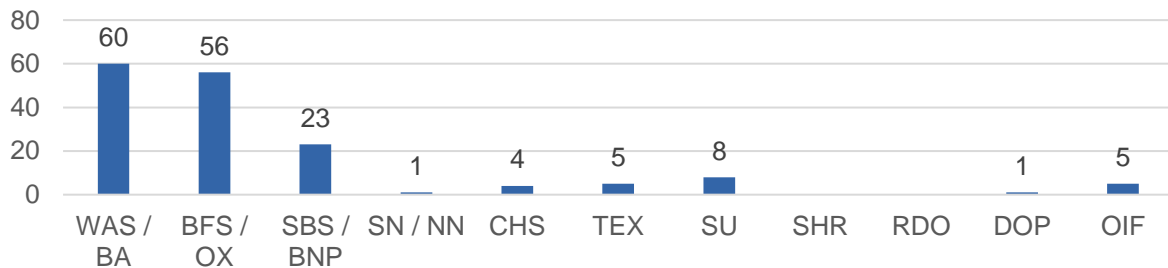
Total	2016	2015
	359	426



LU


LU

Anteil Züchter 2016



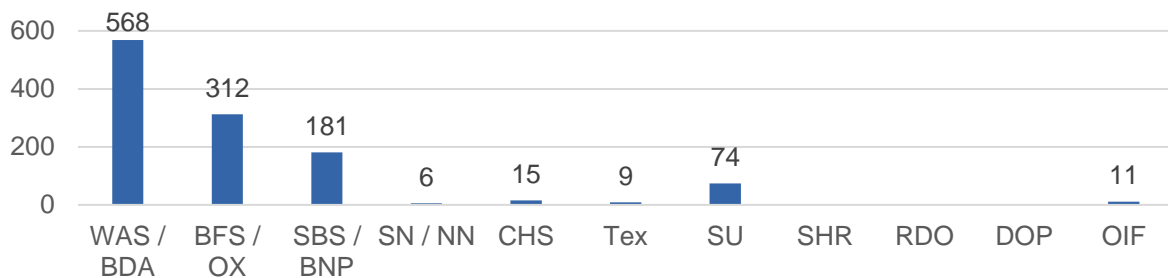
Total Züchter		Total Genossenschaften	
2016	2015	2016	2015
163	157	8	8

Herdebuchanteil per 1. Juni 2016



Total	2016	2015
	2'728	2'564

Beurteilte Tiere 4 - 36 Monate nach Rasse



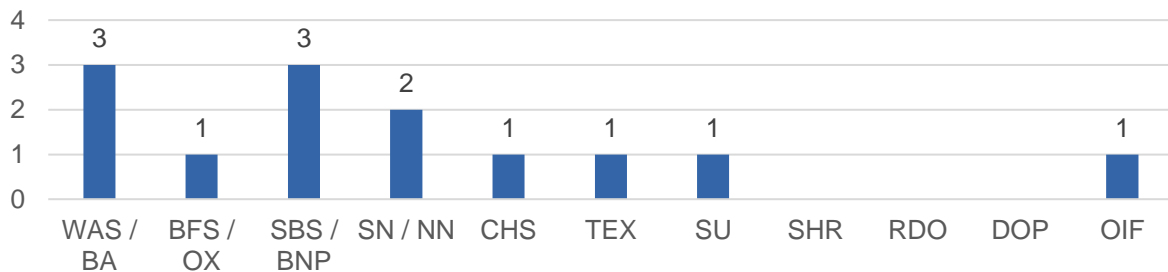
Total	2016	2015
	1'176	1'143



NE

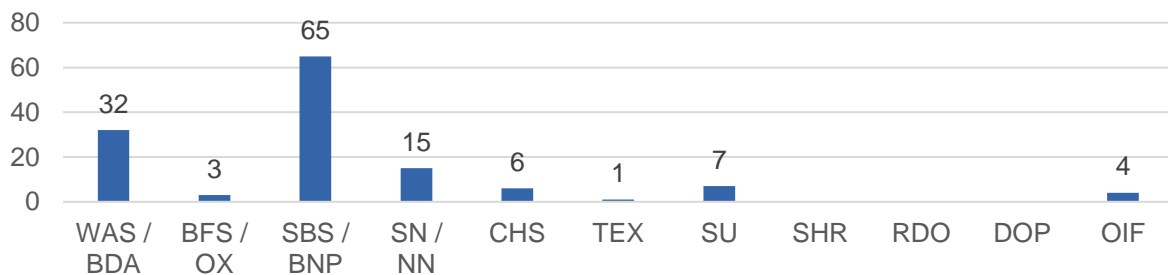
NE

Anteil Züchter 2016



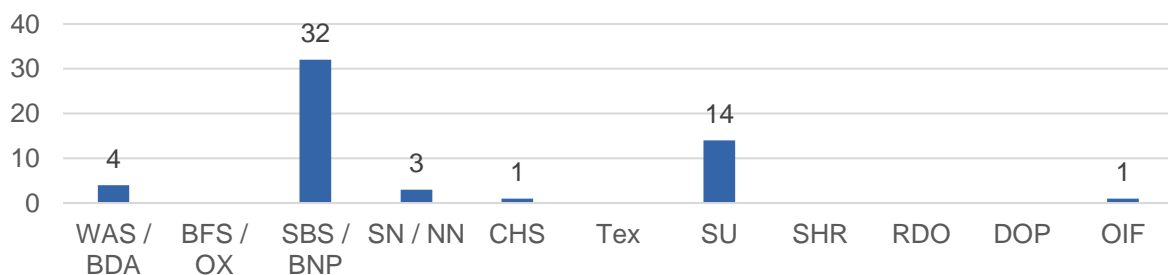
Total Züchter		Total Genossenschaften	
2016	2015	2016	2015
13	10	1	1

Herdebuchanteil per 1. Juni 2016



Total	2016	2015
	133	128

Beurteilte Tiere 4 - 36 Monate nach Rasse



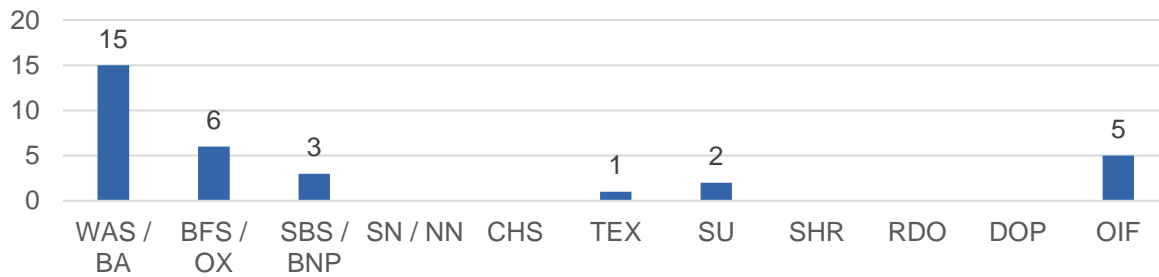
Total	2016	2015
	55	47



NW

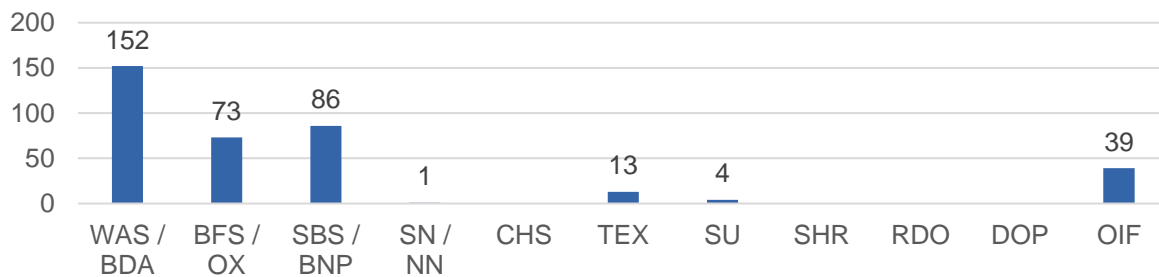
NW

Anteil Züchter 2016



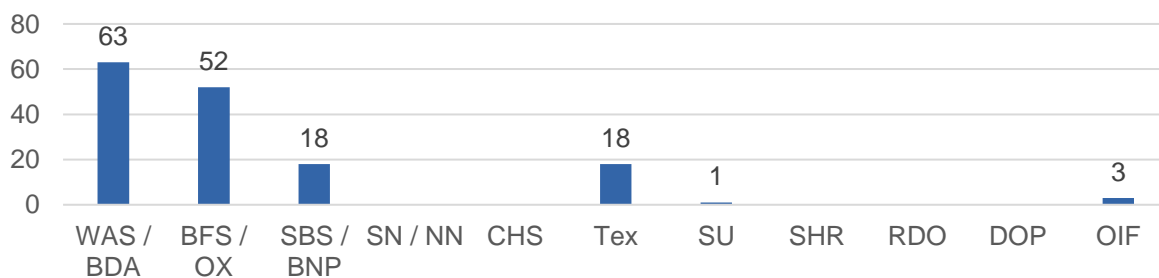
Total Züchter		Total Genossenschaften	
2016	2015	2016	2015
32	30	2	2

Herdebuchanteil per 1. Juni 2016



Total	2016	2015
	368	323

Beurteilte Tiere 4 - 36 Monate nach Rasse



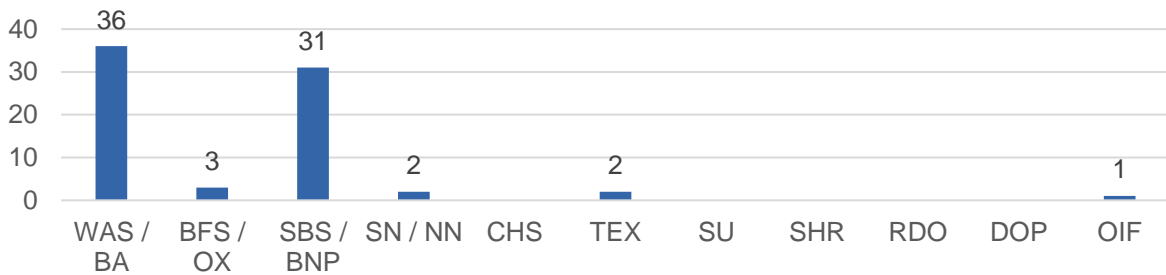
Total	2016	2015
	155	134



OW


OW

Anteil Züchter 2016



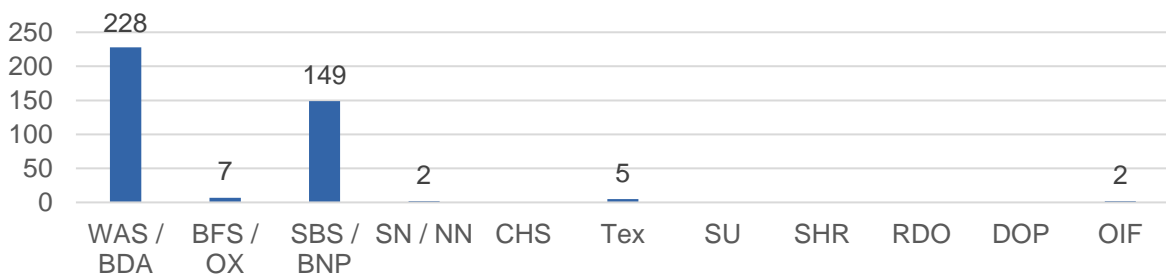
Total Züchter		Total Genossenschaften	
2016	2015	2016	2015
75	76	5	5

Herdebuchanteil per 1. Juni 2016



Total	2016	2015
	910	1'034

Beurteilte Tiere 4 - 36 Monate nach Rasse

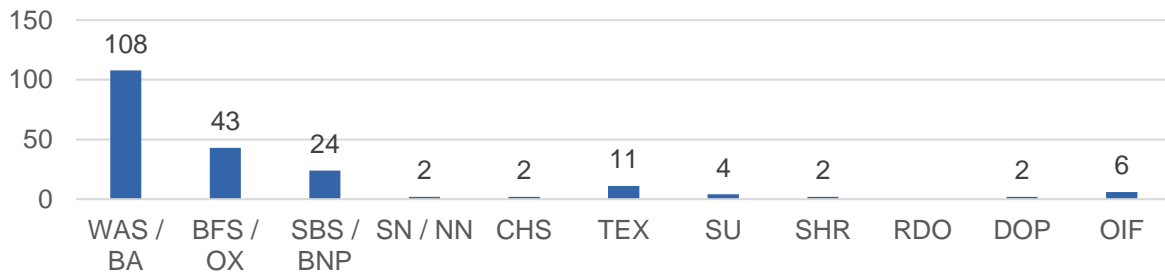


Total	2016	2015
	393	344



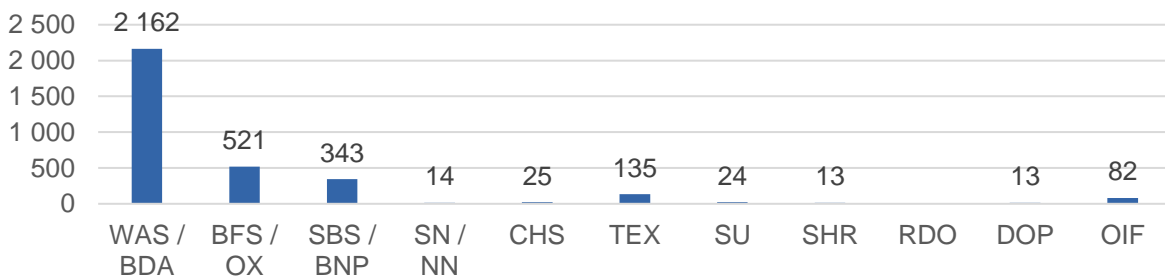
SG

Anteil Züchter 2016



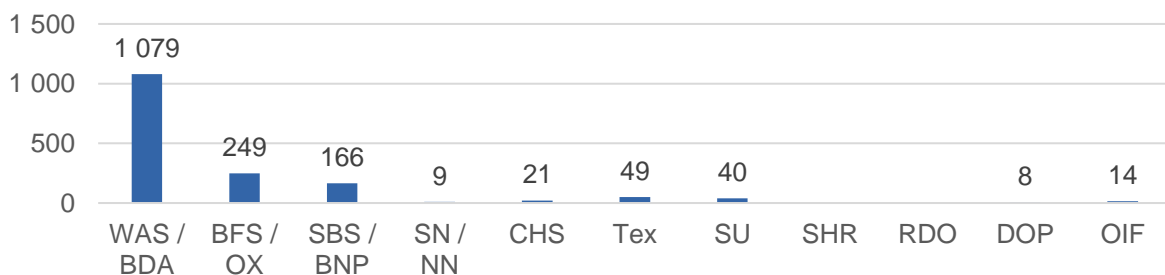
Total Züchter		Total Genossenschaften	
2016	2015	2016	2015
204	205	21	22

Herdebuchanteil per 1. Juni 2016



Total	2016	2015
	3'332	3'655

Beurteilte Tiere 4 - 36 Monate nach Rasse



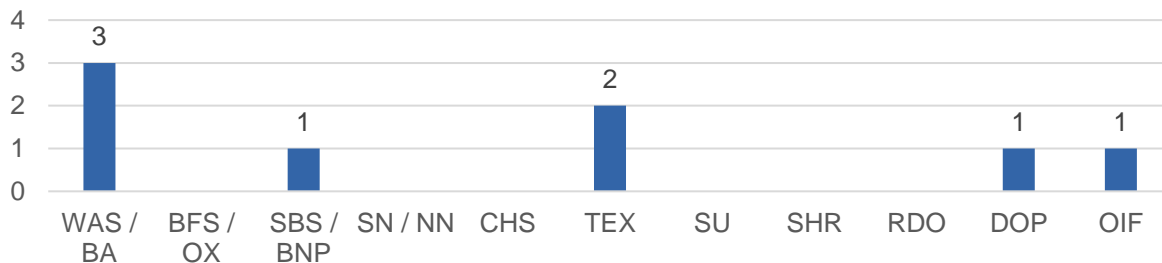
Total	2016	2015
	1'635	1'634



SH

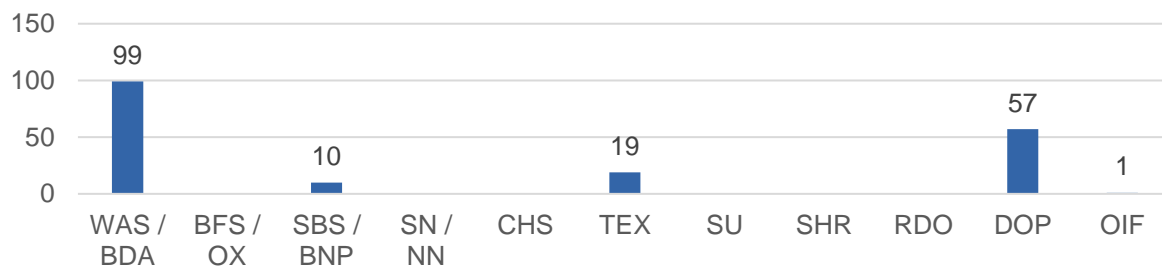
SH

Anteil Züchter 2016



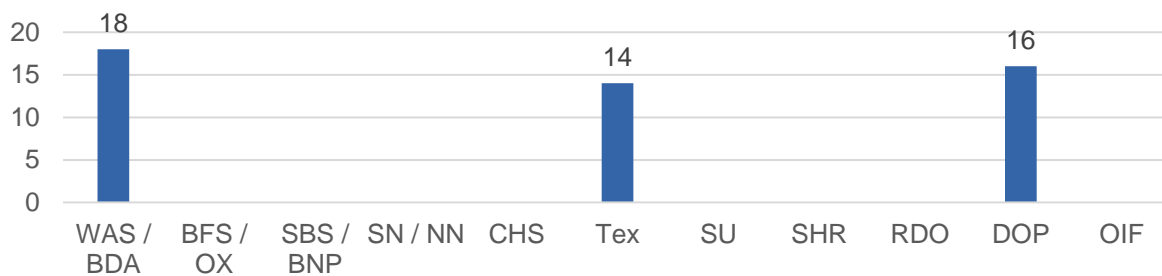
Total Züchter		Total Genossenschaften	
2016	2015	2016	2015
8	8	1	1

Herdebuchanteil per 1. Juni 2016



Total	2016	2015
	186	145

Beurteilte Tiere 4 - 36 Monate nach Rasse



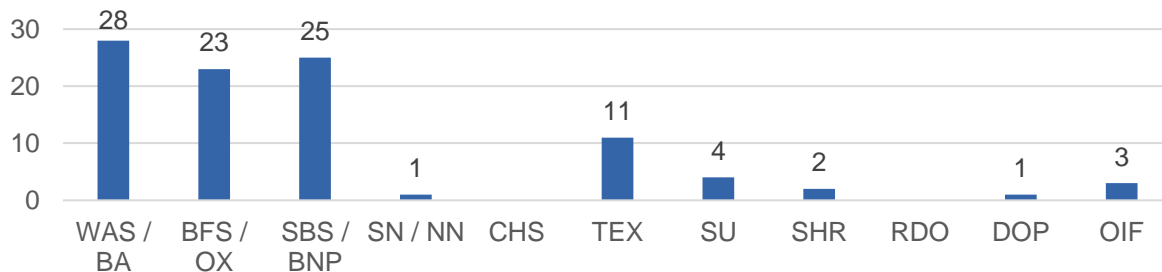
Total	2016	2015
	48	83



SO

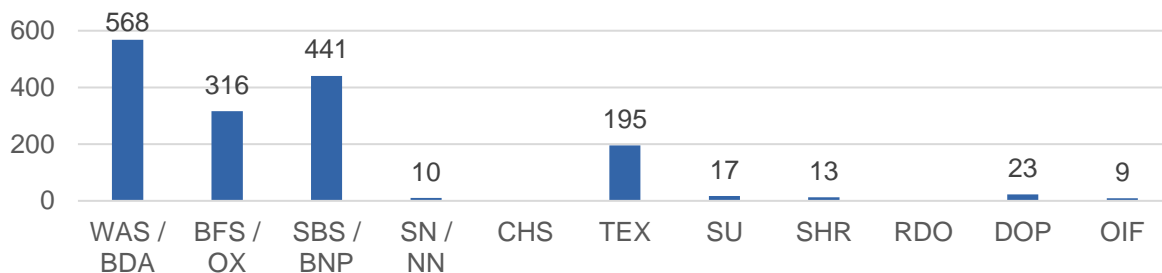
SO

Anteil Züchter 2016



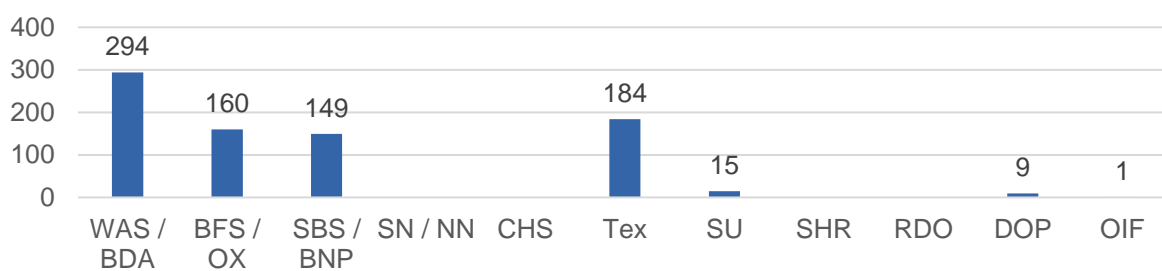
Total Züchter		Total Genossenschaften	
2016	2015	2016	2015
98	102	11	11

Herdebuchanteil per 1. Juni 2016



Total	2016	2015
	1'592	1'584

Beurteilte Tiere 4 - 36 Monate nach Rasse



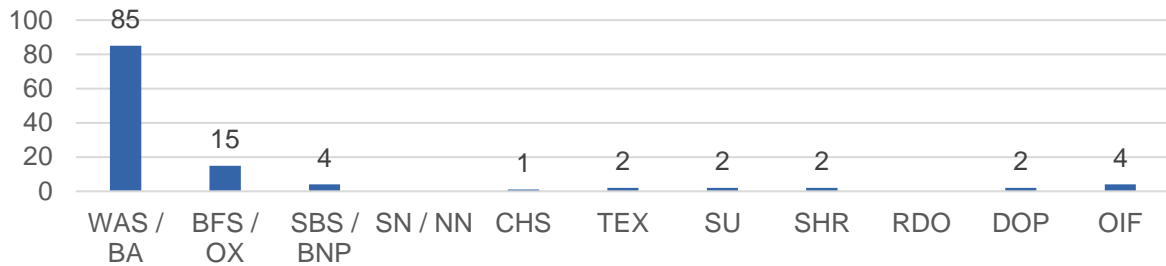
Total	2016	2015
	812	784



SZ


SZ

Anteil Züchter 2016




Total Züchter		Total Genossenschaften	
2016	2015	2016	2015
117	106	10	10

Herdebuchanteil per 1. Juni 2016



Total	2016	2015
	2'612	2'683

Beurteilte Tiere 4 - 36 Monate nach Rasse



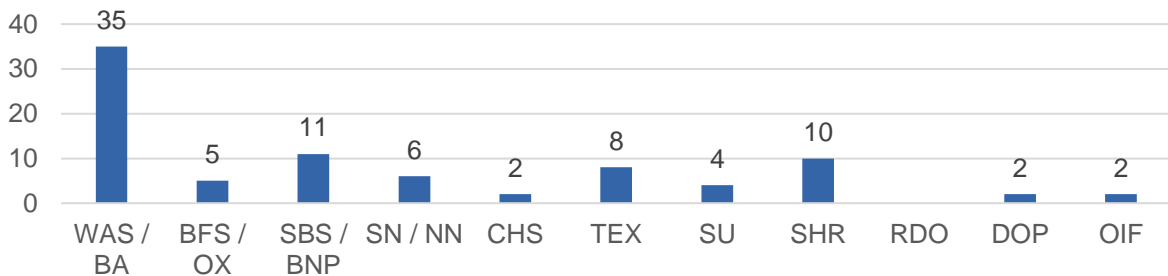
Total	2016	2015
	1'202	1'109



TG

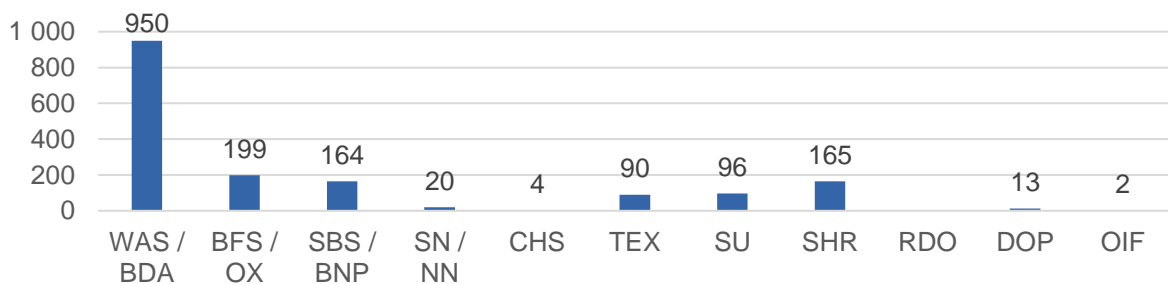
TG

Anteil Züchter 2016



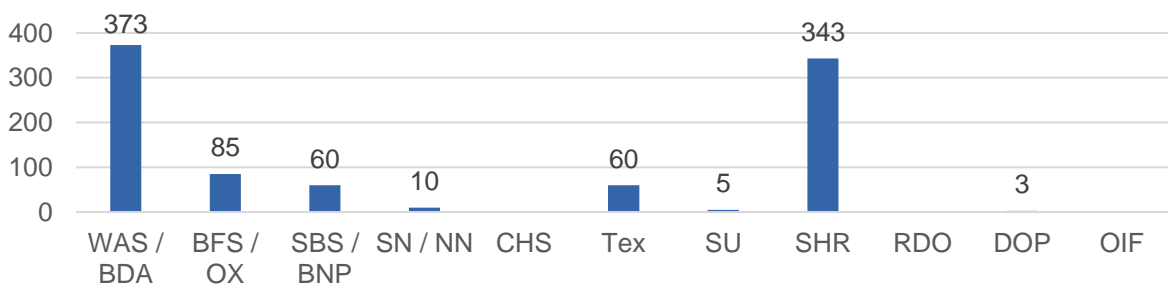
Total Züchter		Total Genossenschaften	
2016	2015	2016	2015
85	88	4	4

Herdebuchanteil per 1. Juni 2016



Total	2016	2015
	1'703	2'215

Beurteilte Tiere 4 - 36 Monate nach Rasse




Total	2016	2015
	939	831



TI


TI

Anteil Züchter 2016



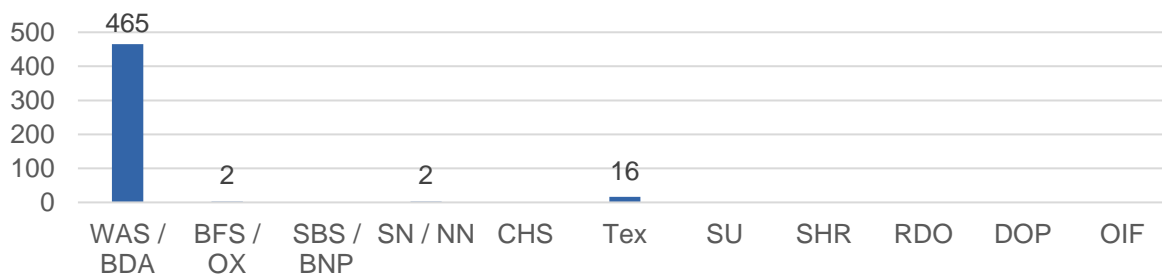
Total Züchter		Total Genossenschaften	
2016	2015	2016	2015
60	56	15	17

Herdebuchanteil per 1. Juni 2016



Total	2016	2015
	1'560	1'699

Beurteilte Tiere 4 - 36 Monate nach Rasse



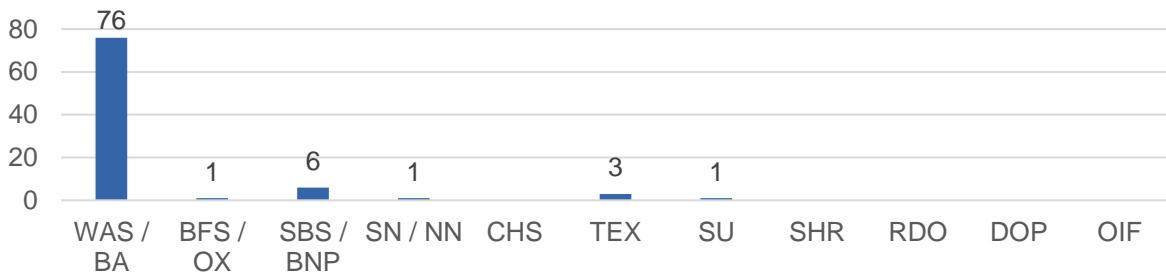
Total	2016	2015
	485	630



UR


UR

Anteil Züchter 2016




Total Züchter		Total Genossenschaften	
2016	2015	2016	2015
88	91	12	12

Herdebuchanteil per 1. Juni 2016



Total	2016	2015
	1'830	2'096

Beurteilte Tiere 4 - 36 Monate nach Rasse



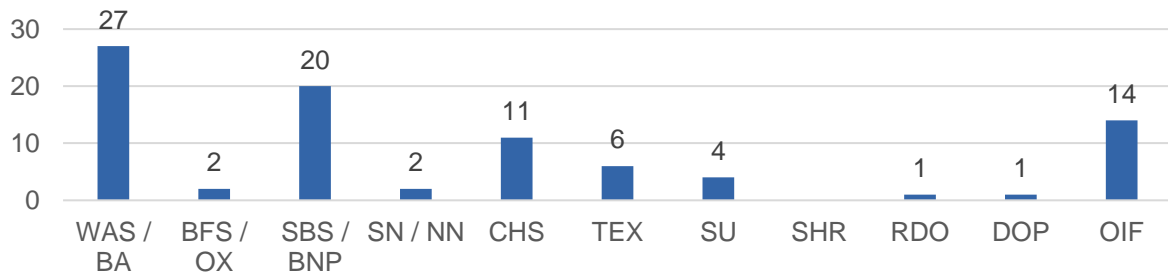
Total	2016	2015
	719	714



VD

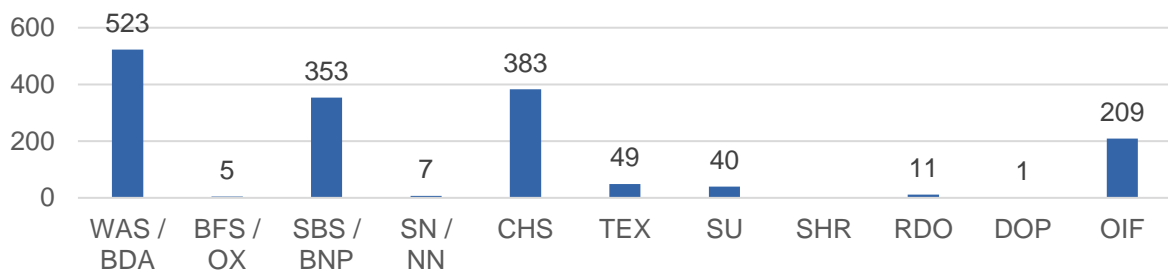
VD

Anteil Züchter 2016



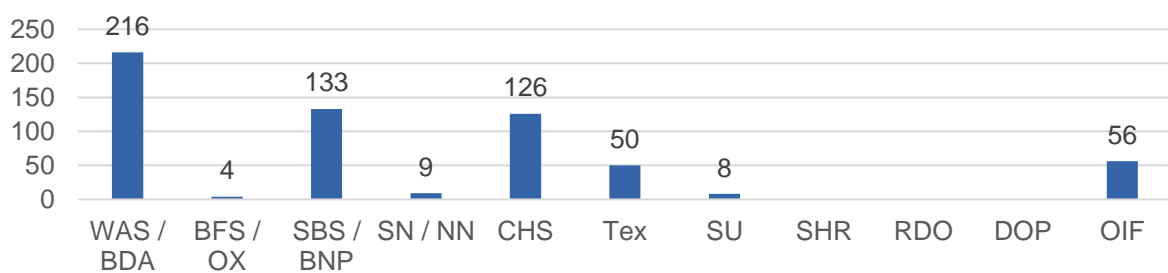
Total Züchter		Total Genossenschaften	
2016	2015	2016	2015
88	75	11	12

Herdebuchanteil per 1. Juni 2016



Total	2016	2015
	1'581	1'626

Beurteilte Tiere 4 - 36 Monate nach Rasse




Total	2016	2015
	602	583



VS

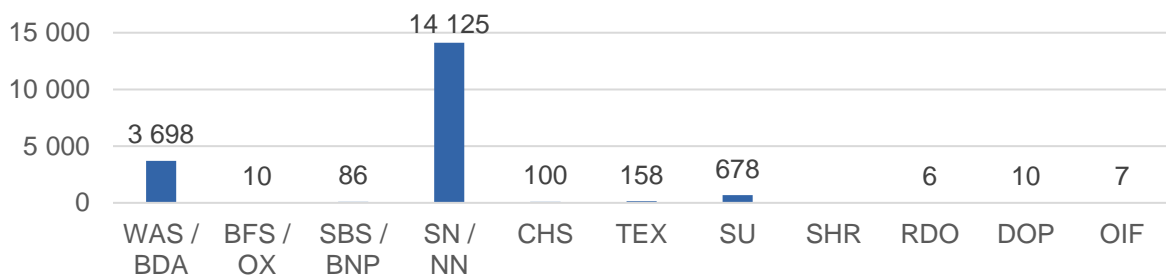
VS

Anteil Züchter 2016



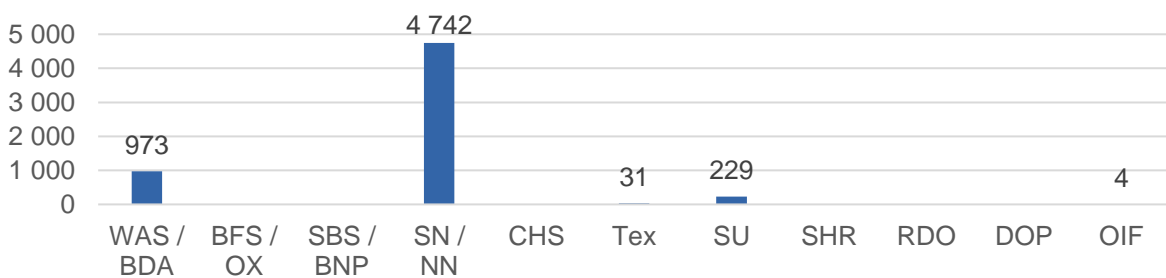
Total Züchter		Total Genossenschaften	
2016	2015	2016	2015
588	574	70	71

Herdebuchanteil per 1. Juni 2016



Total	2016	2015
	18'878	20'297

Beurteilte Tiere 4 - 36 Monate nach Rasse



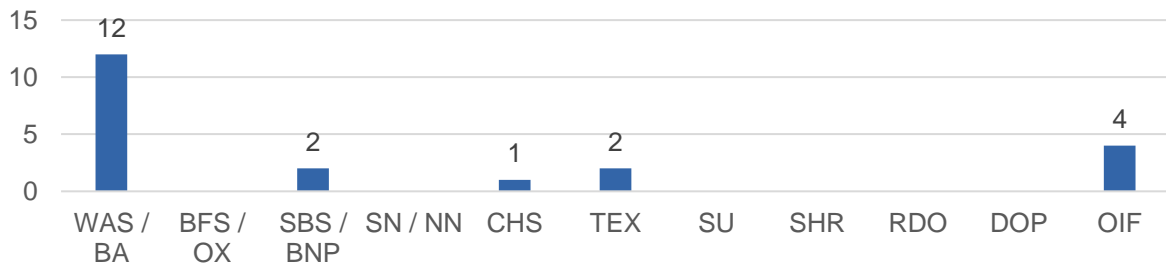
Total	2016	2015
	5'979	5'944



ZG

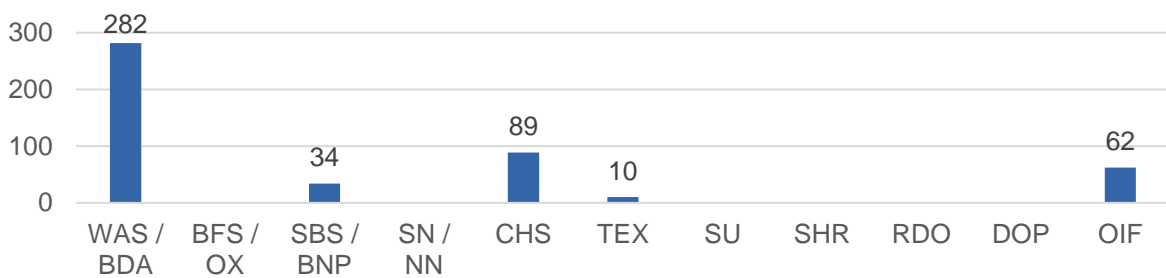
ZG

Anteil Züchter 2016



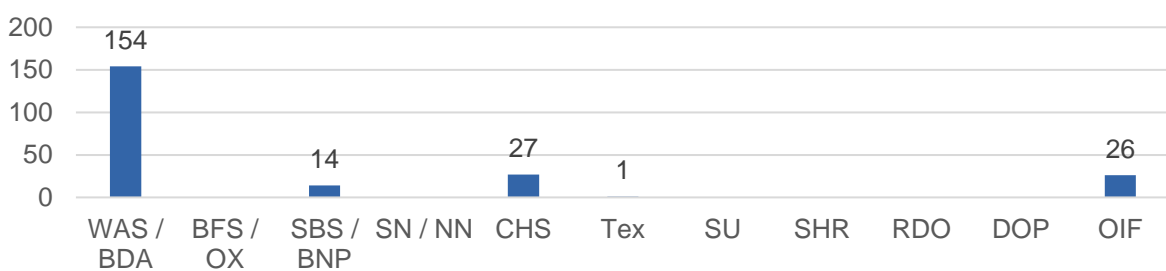
Total Züchter		Total Genossenschaften	
2016	2015	2016	2015
21	18	1	1

Herdebuchanteil per 1. Juni 2016



Total	2016	2015
	477	474

Beurteilte Tiere 4 - 36 Monate nach Rasse



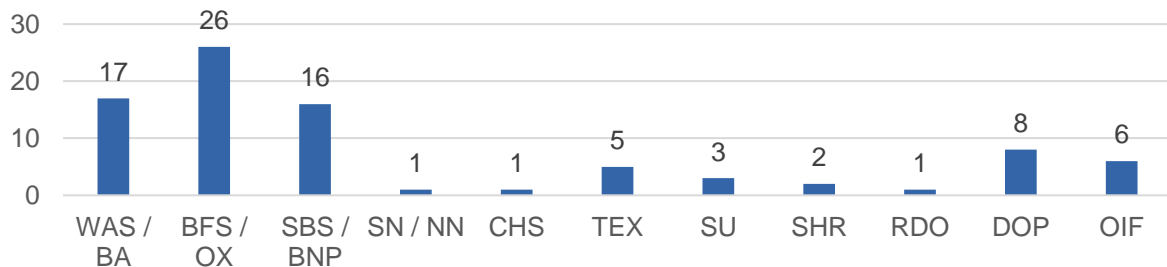
Total	2016	2015
	222	144



ZH

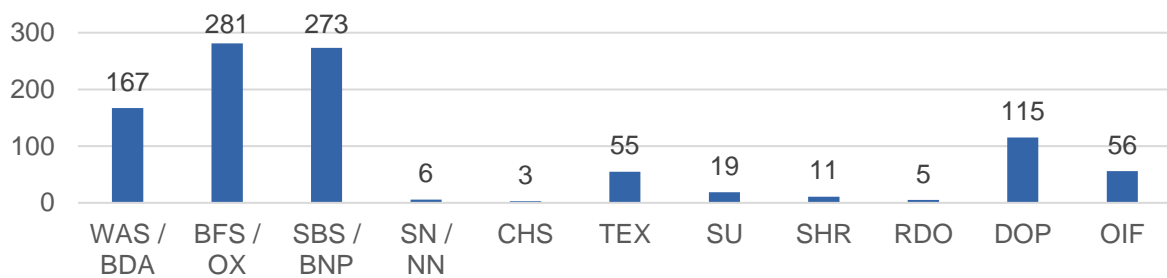
ZH

Anteil Züchter 2016



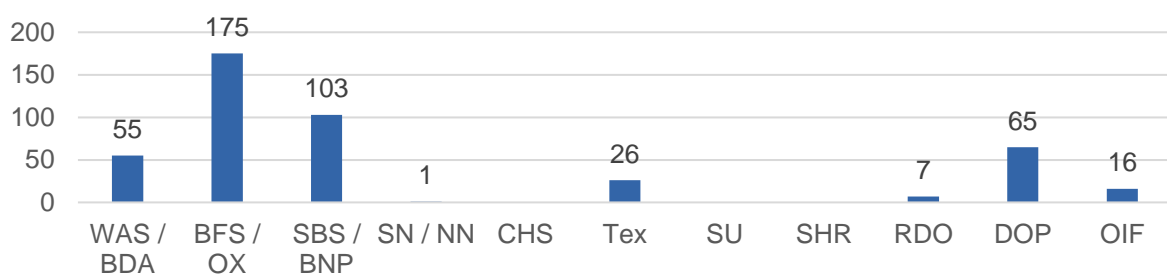
Total Züchter		Total Genossenschaften	
2016	2015	2016	2015
86	78	5	5

Herdebuchanteil per 1. Juni 2016



Total	2016	2015
	991	1'104

Beurteilte Tiere 4 - 36 Monate nach Rasse




Total	2016	2015
	448	457



FL


FL

Anteil Züchter 2016




Total Züchter		Total Genossenschaften	
2016	2015	2016	2015
16	12	2	2

Herdebuchanteil per 1. Juni 2016



Total	2016	2015
	353	366

Beurteilte Tiere 4 - 36 Monate nach Rasse



Total	2016	2015
	134	162



Anhang

Anzahl Züchter und Genossenschaften/Vereine nach Rasse/Kanton

Kanton	Rasse											Total Züchter		Total Genossenschaften	
	WAS / BA	BFS / OX	SBS / BNP	SN / NN	CHS	TEX	SU	SHR	RDO	DOP	OIF	2016	2015	2016	2015
AG	19	31	15	1	5	16	7	5	1	2	2	104	99	10	10
AI	4			1			1					6	4	1	1
AR	31	7	4	4	2	1				1		50	57	6	6
BE	233	442	263	18	3	29	12	6		17	2	1'025	1'083	90	90
BL	10	5	7	1		5	1	1		1	2	33	28	1	1
FR	33	30	101	19	4	13	12	1			4	217	230	20	20
GE	1	1							2			4	4	1	1
GL	12	6	1		1	6				3		29	29	1	1
GR	104		5	3		6	5	1			3	127	120	40	41
JU	4		20		2	1					1	28	31	6	6
LU	60	56	23	1	4	5	8			1	5	163	157	8	8
NE	3	1	3	2	1	1	1				1	13	10	1	1
NW	15	6	3			1	2				5	32	30	2	2
OW	36	3	31	2		2					1	75	76	5	5
SG	108	43	24	2	2	11	4	2		2	6	204	205	21	22
SH	3		1			2				1	1	8	8	1	1
SO	28	23	25	1		11	4	2		1	3	98	102	11	11
SZ	85	15	4		1	2	2	2		2	4	117	106	10	10
TG	35	5	11	6	2	8	4	10		2	2	85	88	4	4
TI	51	1	1	1		2			2	1	1	60	56	15	17
UR	76	1	6	1		3	1					88	91	12	12
VD	27	2	20	2	11	6	4		1	1	14	88	75	11	12
VS	92		4	460	5	8	11		1	3	4	588	574	70	71
ZG	12		2		1	2					4	21	18	1	1
ZH	17	26	16	1	1	5	3	2	1	8	6	86	78	5	5
FL	14	2										16	12	2	2
2016	1'113	706	590	526	45	146	82	32	8	46	71	3'365		355	
2015	1'117	750	583	526	37	133	67	31	3	50	74		3'371		361



Entwicklung Herdebuchbestand 2012 – 2016 (Stichtag 1. Juni)

Kanton	Rasse											Total 2016	Total 2015
	WAS / BDA	BFS / OX	SBS / BNP	SN / NN	CHS	TEX	SU	SHR	RDO	DOP	OIF		
AG	575	523	248	1	27	410	201	63	1	24	14	2'087	2'285
AI	102			23			1					126	98
AR	639	257	62	11	31	15				1		1'016	1'261
BE	3'144	4'093	3'429	132	26	224	94	257		427	55	11'881	15'101
BL	171	72	37	3		77	1	30		3	8	402	558
FR	506	357	1'432	157	131	130	221	9			50	2'993	3'171
GE	17	9							465			491	458
GL	214	69	29		3	176				7		498	552
GR	3'144	2	8	27		77	151	26			16	3'451	3'855
JU	82		733		2	3					2	822	881
LU	1'119	744	553	10	68	50	78	66		9	31	2'728	2'564
NE	32	3	65	15	6	1	7				4	133	128
NW	152	73	86	1		13	4				39	368	323
OW	500	112	241	49		5					3	910	1'034
SG	2'162	521	343	14	25	135	24	13		13	82	3'332	3'655
SH	99		10			19				57	1	186	145
SO	568	316	441	10		195	17	13		23	9	1'592	1'584
SZ	2'215	230	82		2	8	7	26		27	15	2'612	2'683
TG	950	199	164	20	4	90	96	165		13	2	1'703	2'215
TI	1'527	13	2	2		12			2	1	1	1'560	1'699
UR	1'733	8	44	1		42	2					1'830	2'096
VD	523	5	353	7	383	49	40		11	1	209	1'581	1'626
VS	3'698	10	86	14'125	100	158	678		6	10	7	18'878	20'297
ZG	282		34		89	10					62	477	474
ZH	167	281	273	6	3	55	19	11	5	115	56	991	1'104
FL	318	35										353	366
2016	24'639	7'932	8'755	14'614	900	1'954	1'641	679	490	731	666	63'001	
2015	28'251	8'738	9'861	16'465	730	1866	1'528	638	434	924	778		70'213

2014	29'688	9'100	10'226	16'433	868	1699	1'666	618	385	1'043	855		72'581
2013	28'469	10'306	9'537	15'709	888	1492	1'265	676	270	1'012	656		70'280
2012	30'527	9'709	10'060	13'851	843	1332	1'374	655	246	931	641		70'169



Anzahl beurteilter Tiere im Alter von 4 - 36 Monaten (01.08.2015 - 31.07.2016)

Kanton	Rasse											Total	
	WAS / BDA	BFS / OX	SBS / BNP	SN / NN	CHS	TEX	SU	SHR	RDO	DOP	OIF	2016	2015
AG	211	271	205	1	10	303	56	9		7	11	1'084	1'039
AI	41											41	48
AR	363	109	23	26		6						527	559
BE	1'515	2'854	1463	48	49	112	59	12		194	17	6'323	6'533
BL	106	54	22		2	18	12					214	259
FR	148	141	463	43	52	92	102			1	9	1'051	1'036
GE									150			150	56
GL	122	44	15			147				4		332	292
GR	1'207			1		35	48				5	1'296	1'431
JU	51		304			3					1	359	426
LU	568	312	181	6	15	9	74				11	1'176	1'143
NE	4		32	3	1		14				1	55	47
NW	63	52	18			18	1				3	155	134
OW	228	7	149	2		5					2	393	344
SG	1'079	249	166	9	21	49	40			8	14	1'635	1'634
SH	18					14				16		48	83
SO	294	160	149			184	15			9	1	812	784
SZ	1051	102	34			4					11	1'202	1'109
TG	373	85	60	10		60	5	343		3		939	831
TI	465	2		2		16						485	630
UR	682	3	24			10						719	714
VD	216	4	133	9	126	50	8				56	602	583
VS	973			4'742		31	229				4	5'979	5'944
ZG	154		14		27	1					26	222	144
ZH	55	175	103	1		26			7	65	16	448	457
FL	134											134	162
2016	10'121	4'624	3'558	4'903	303	1'193	663	364	157	307	188	26'381	
2015	10'442	4'798	3'474	4'879	289	1'128	611	224	55	324	198		26'422
2014	9'996	4'961	3'348	4'704	265	915	609	192	161	332	214		25'697

