

Schweizerischer Schafzuchtverband

Fédération suisse d'élevage ovin

Federazione svizzera d'allevamento ovino



Statistik nach Kanton

Ergänzung zum Jahresbericht 2015



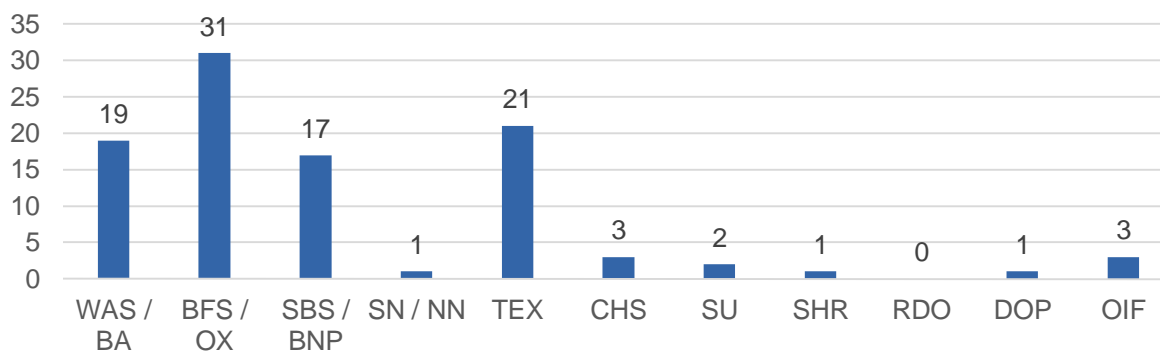
Inhaltsverzeichnis

AG.....	1
AI.....	2
AR.....	3
BE.....	4
BL.....	5
FR.....	6
GE.....	7
GL.....	8
GR.....	9
JU.....	10
LU.....	11
NE.....	12
NW.....	13
OW.....	14
SG.....	15
SH.....	16
SO.....	17
SZ.....	18
TG.....	19
TI.....	20
UR.....	21
VD.....	22
VS.....	23
ZG.....	24
ZH.....	25
FL.....	26
Anhang.....	27



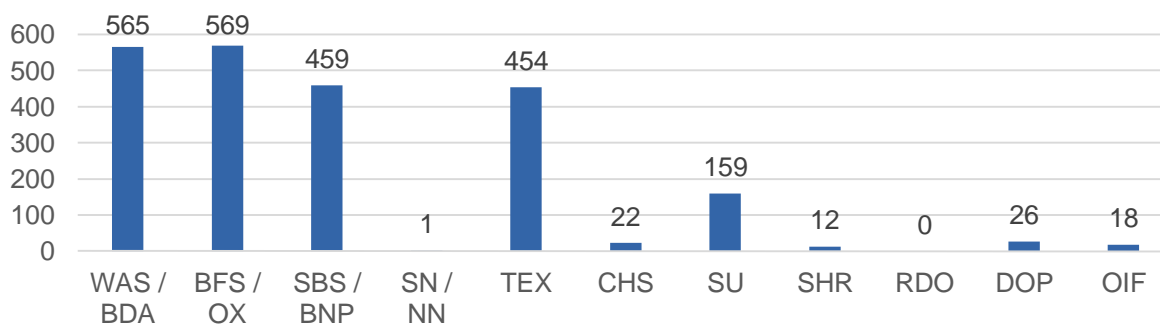
AG

Anteil Züchter 2015



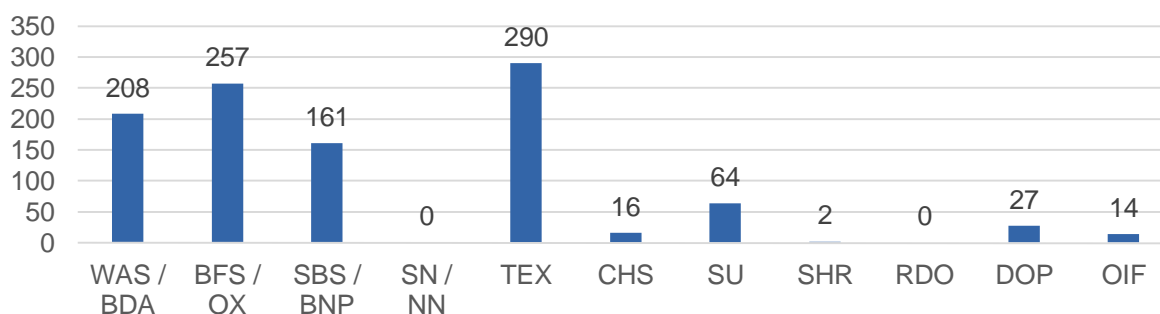
Total Züchter		Total Genossenschaften	
2015	2014	2015	2014
99	103	10	10

Herdebuchanteil per 1. Juni 2015



Total: 2'285

Beurteilte Tiere 4 – 36 Monate

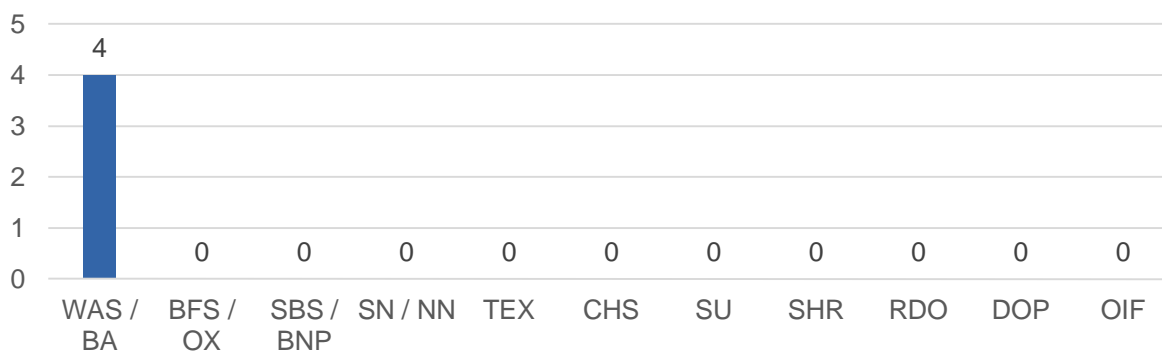


Total	2015	2014
	1'039	877



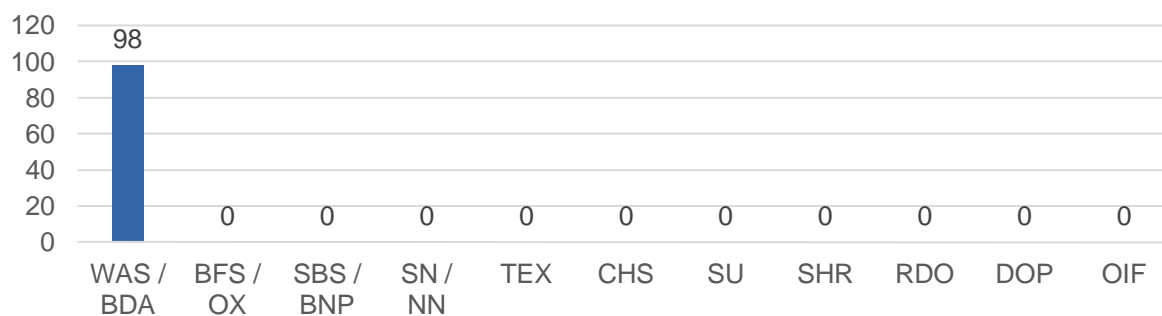
AI

Anteil Züchter 2015



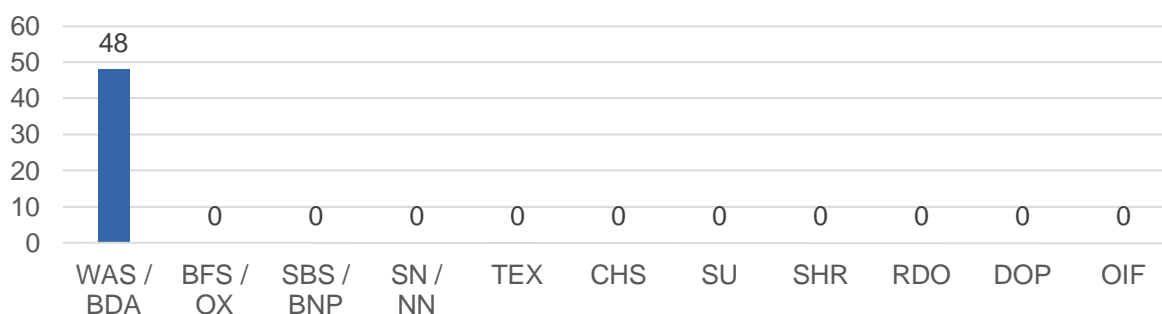
Total Züchter		Total Genossenschaften	
2015	2014	2015	2014
4	4	1	1

Herdebuchanteil per 1. Juni 2015



Total: 98

Beurteilte Tiere 4 – 36 Monate

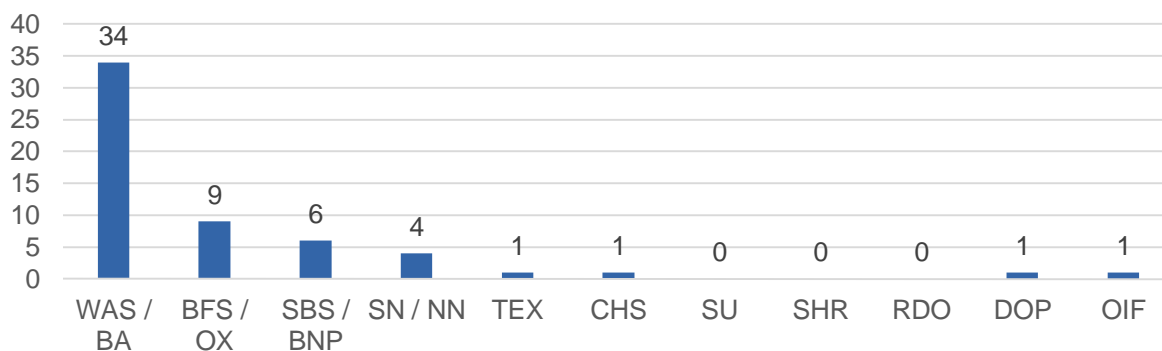


Total	2015	2014
	48	36



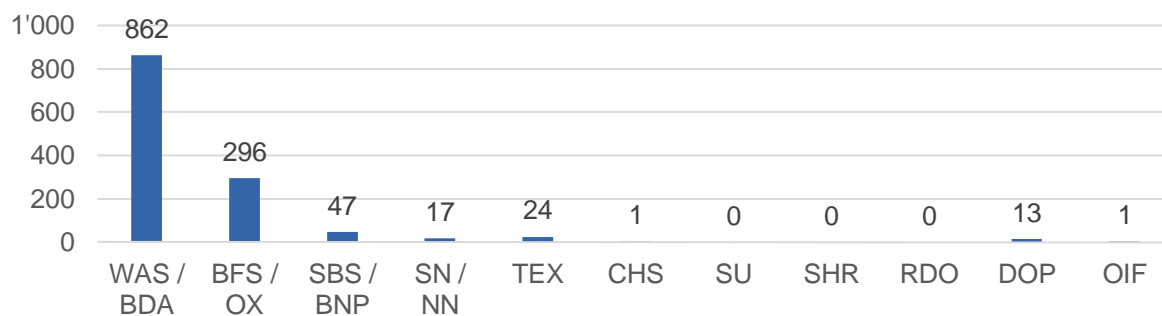
AR

Anteil Züchter 2015



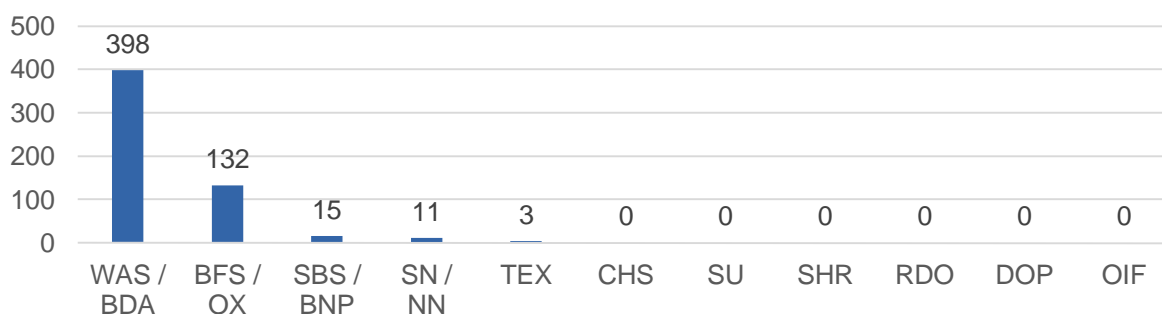
Total Züchter		Total Genossenschaften	
2015	2014	2015	2014
57	57	6	6

Herdebuchanteil per 1. Juni 2015



Total: 1'261

Beurteilte Tiere 4 – 36 Monate

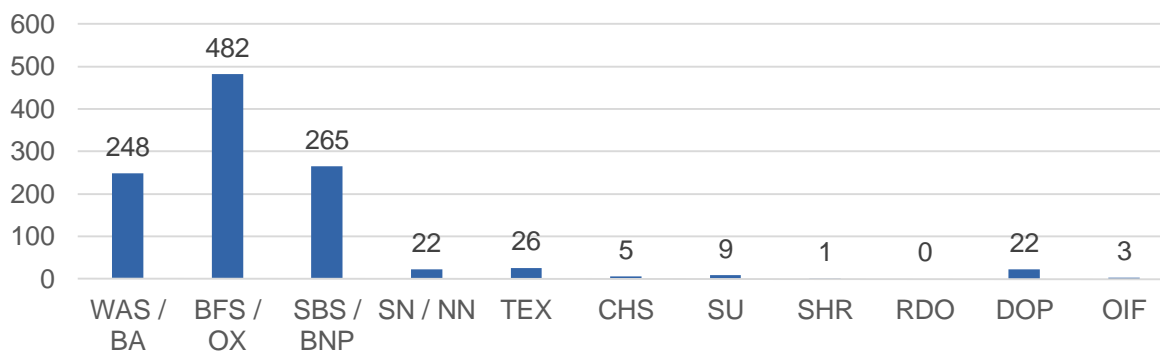


Total	2015	2014
	559	589



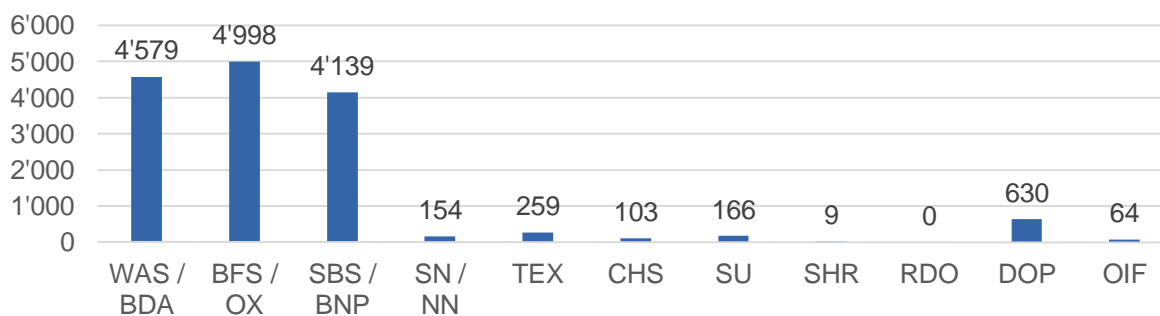
BE

Anteil Züchter 2015



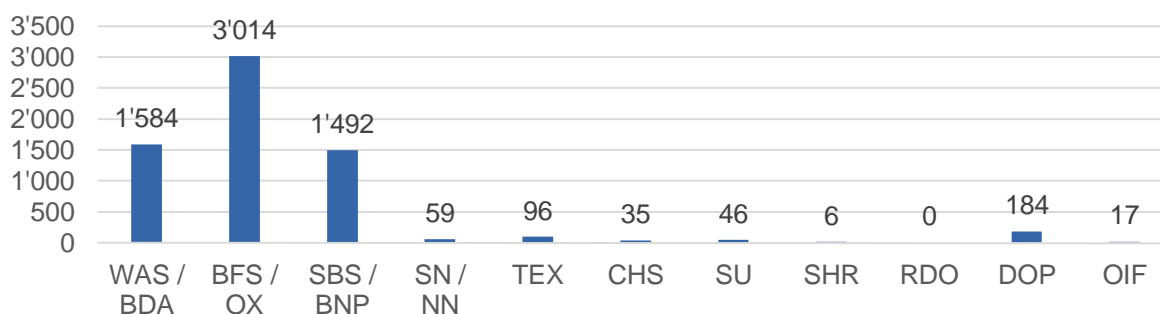
Total Züchter		Total Genossenschaften	
2015	2014	2015	2014
1083	1058	90	92

Herdebuchanteil per 1. Juni 2015



Total: 15'101

Beurteilte Tiere 4 – 36 Monate

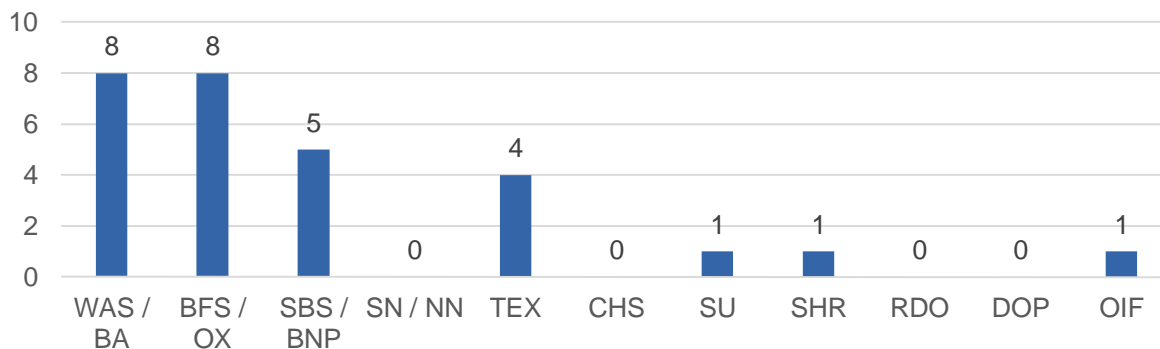


Total	2015	2014
	6'533	6'860



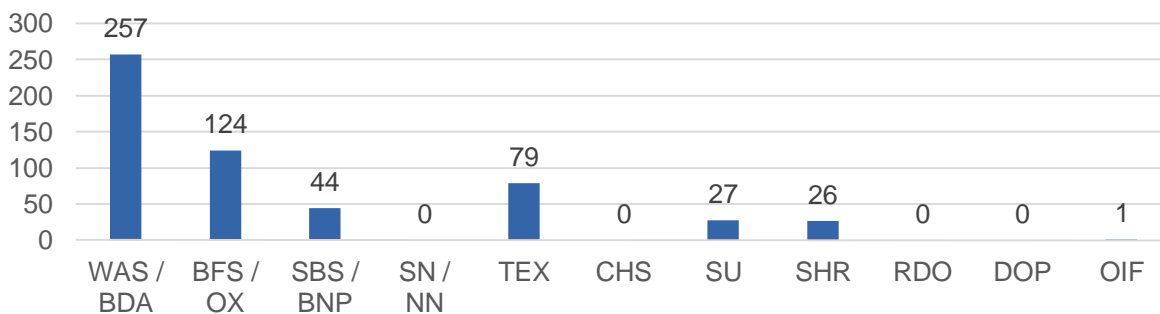
BL

Anteil Züchter 2015



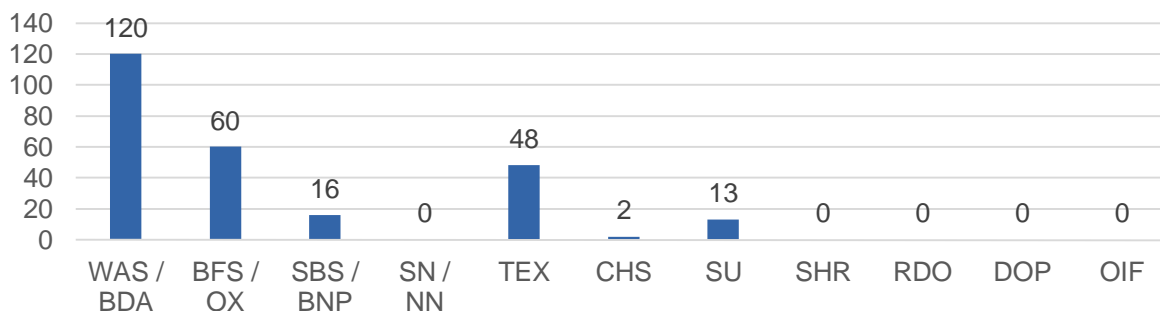
Total Züchter		Total Genossenschaften	
2015	2014	2015	2014
28	33	1	3

Herdebuchanteil per 1. Juni 2015



Total: 558

Beurteilte Tiere 4 – 36 Monate

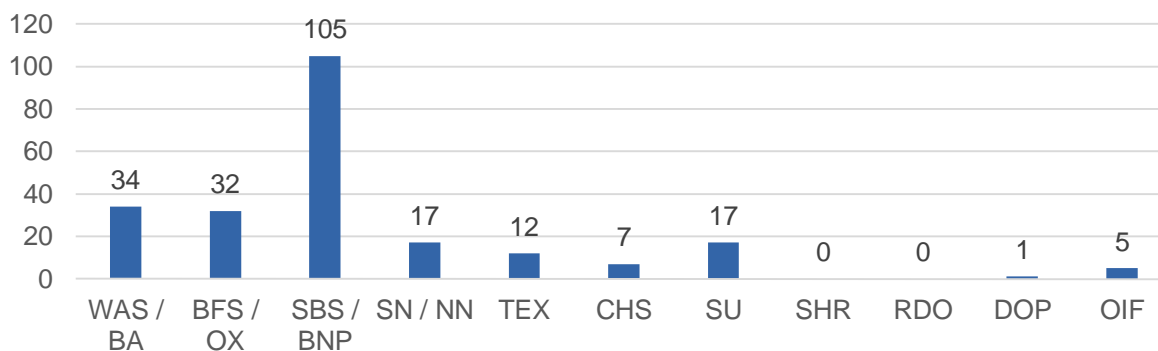


Total	2015	2014
	259	269



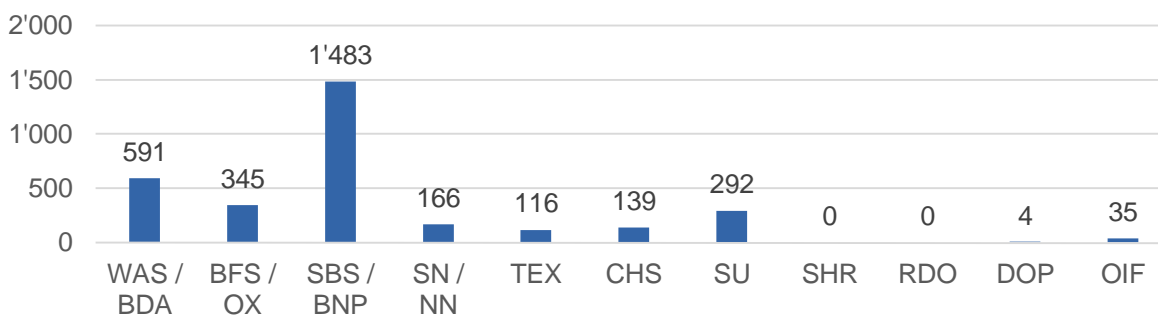
FR

Anteil Züchter 2015



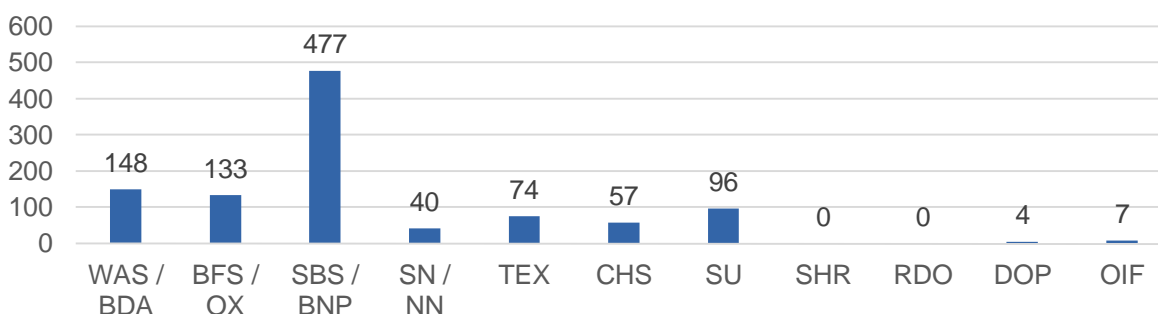
Total Züchter		Total Genossenschaften	
2015	2014	2015	2014
230	230	20	21

Herdebuchanteil per 1. Juni 2015



Total: 3'171

Beurteilte Tiere 4 – 36 Monate

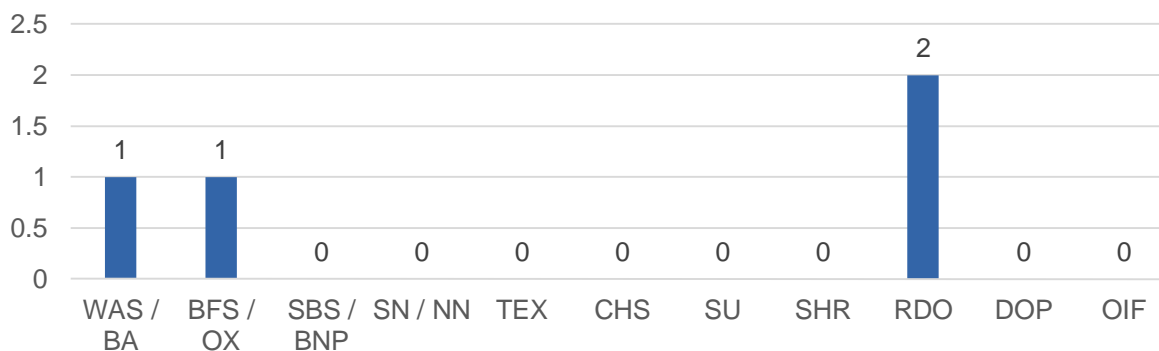


Total	2015	2014
	1'036	960



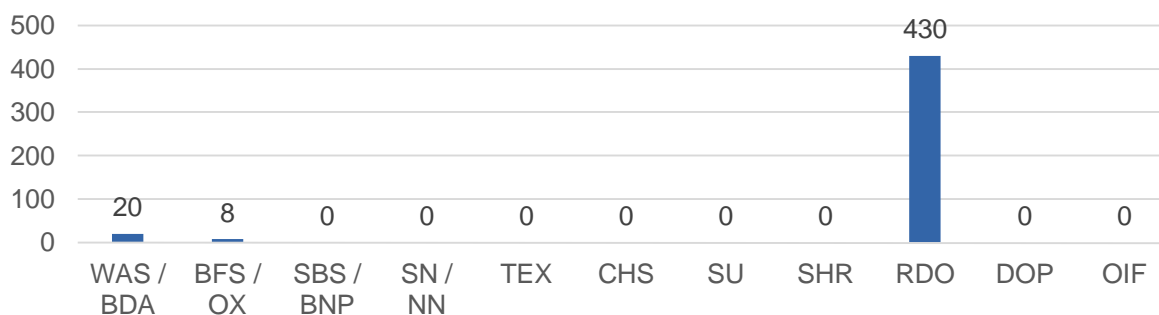
GE

Anteil Züchter 2015




Total Züchter		Total Genossenschaften	
2015	2014	2015	2014
4	4	1	1

Herdebuchanteil per 1. Juni 2015



Total: 458

Beurteilte Tiere 4 – 36 Monate

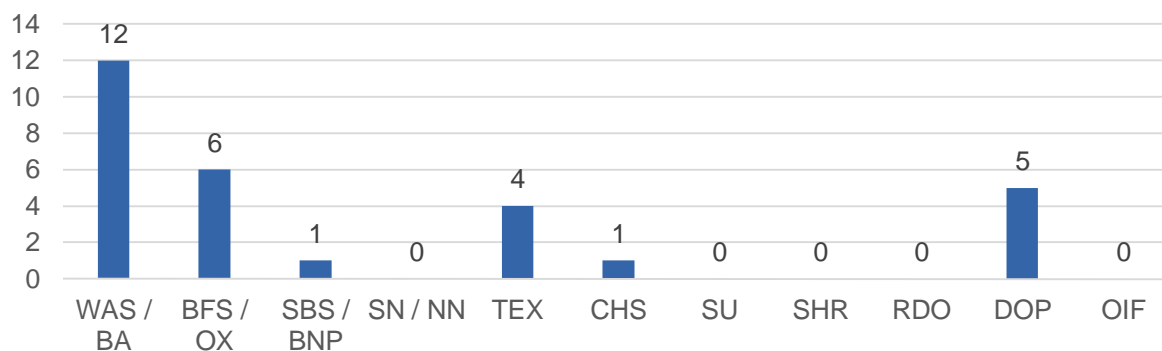


Total	2015	2014
	56	168



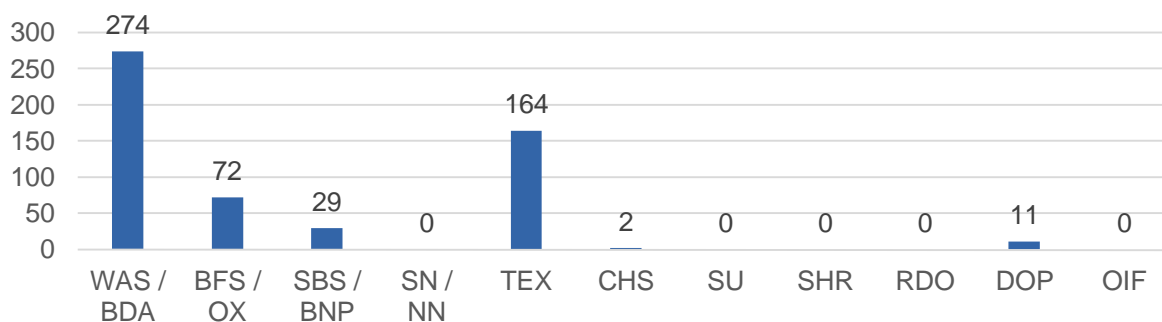
GL

Anteil Züchter 2015



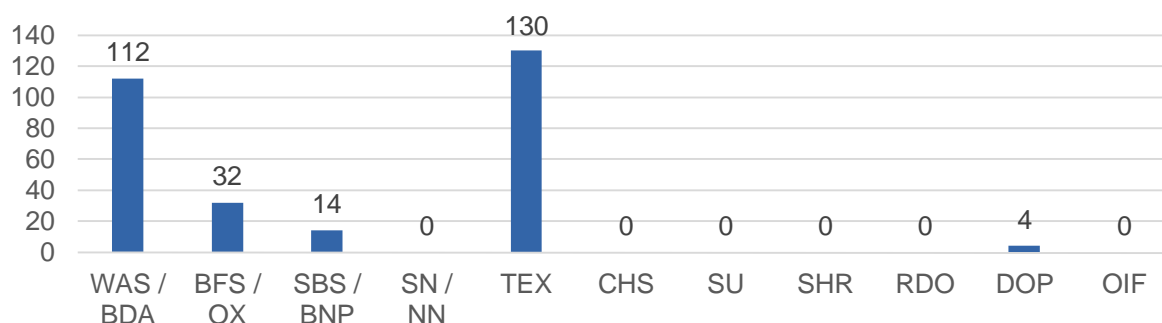
Total Züchter		Total Genossenschaften	
2015	2014	2015	2014
29	26	1	1

Herdebuchanteil per 1. Juni 2015



Total: 552

Beurteilte Tiere 4 – 36 Monate

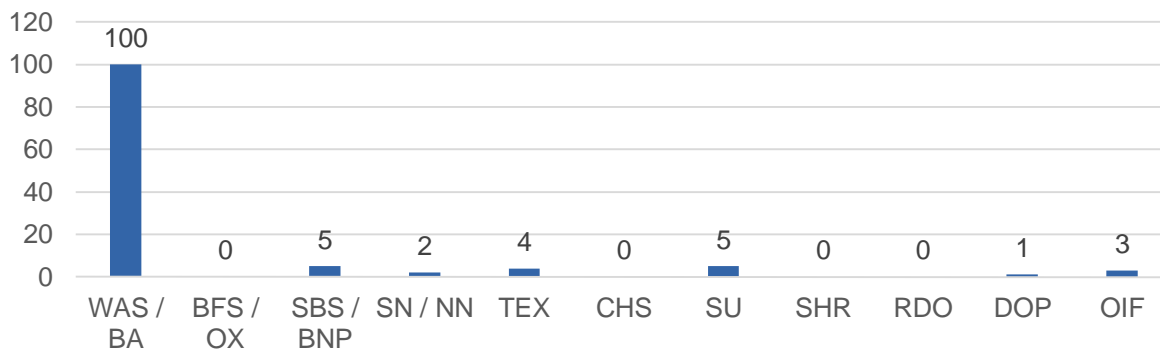


Total	2015	2014
	292	305



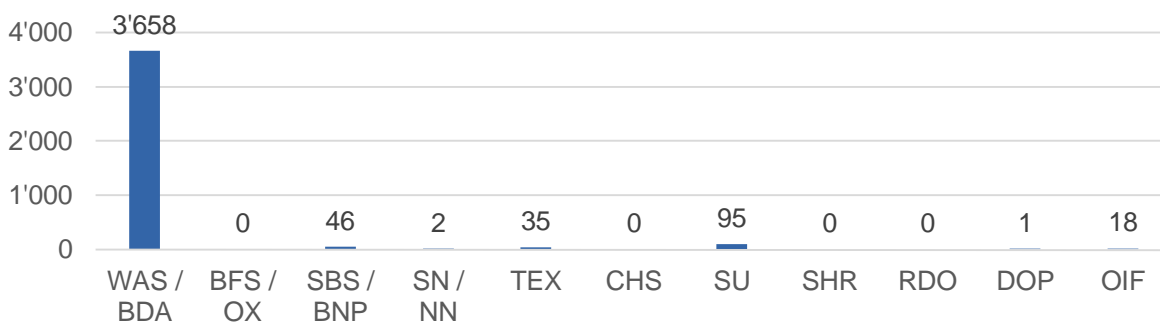
GR

Anteil Züchter 2015



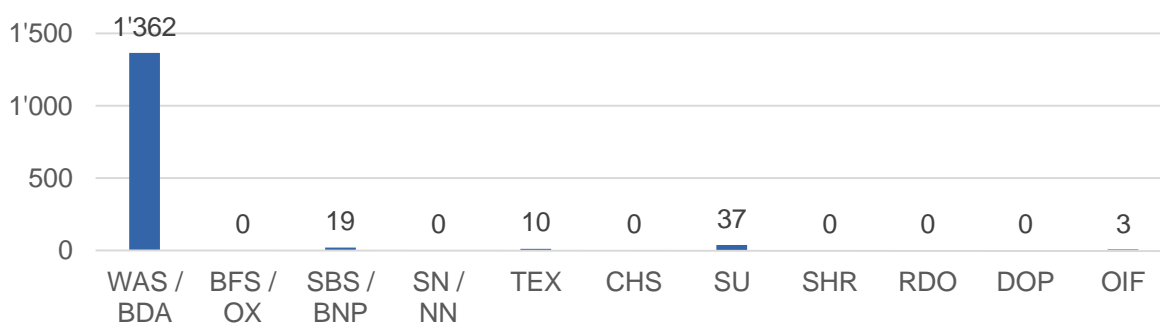
Total Züchter		Total Genossenschaften	
2015	2014	2015	2014
120	129	41	40

Herdebuchanteil per 1. Juni 2015



Total: 3'855

Beurteilte Tiere 4 – 36 Monate

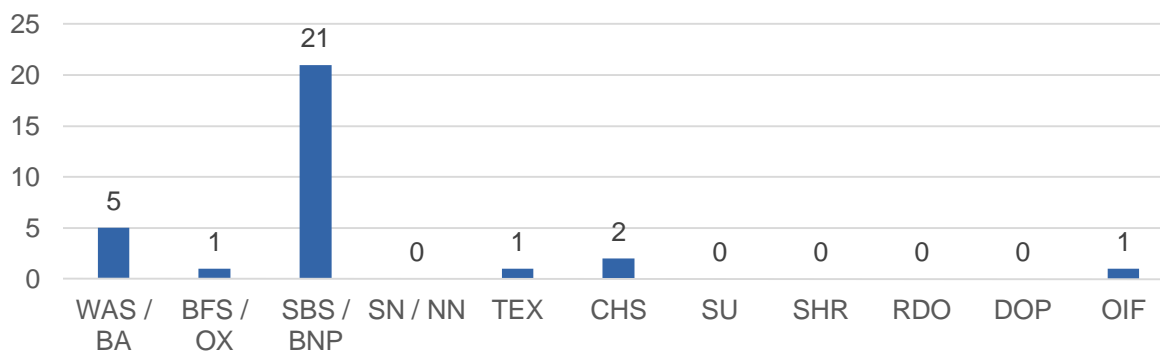


Total	2015	2014
	1'431	1'148



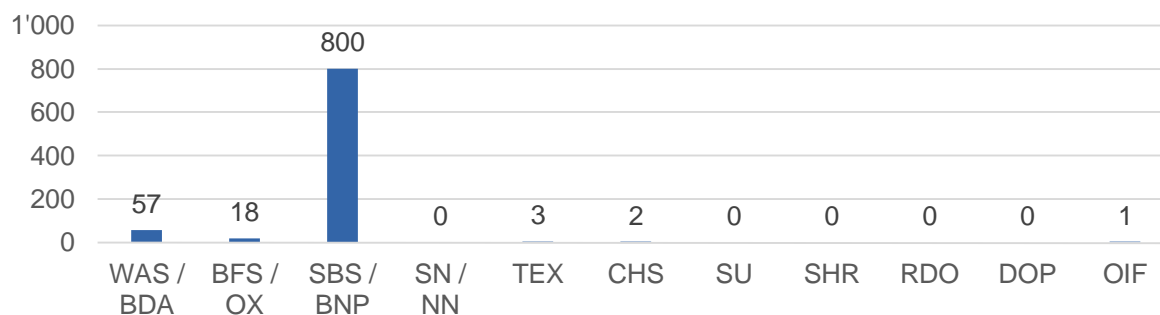
JU

Anteil Züchter 2015



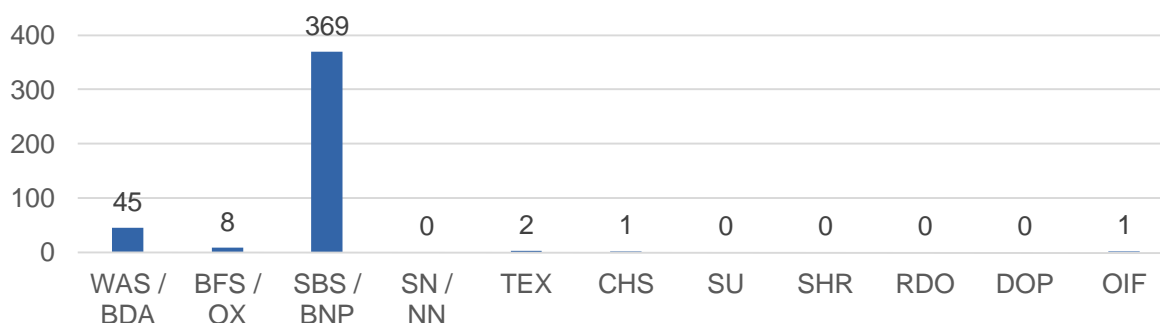
Total Züchter		Total Genossenschaften	
2015	2014	2015	2014
31	48	6	6

Herdebuchanteil per 1. Juni 2015



Total: 881

Beurteilte Tiere 4 – 36 Monate

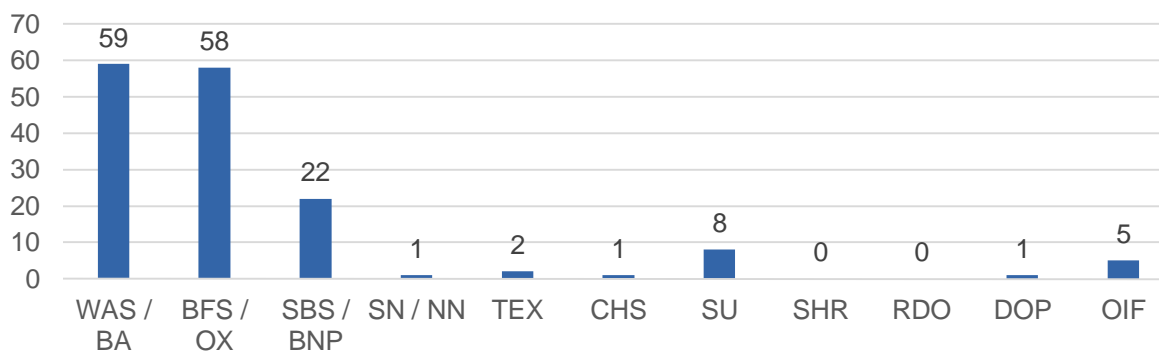


Total	2015	2014
	426	354



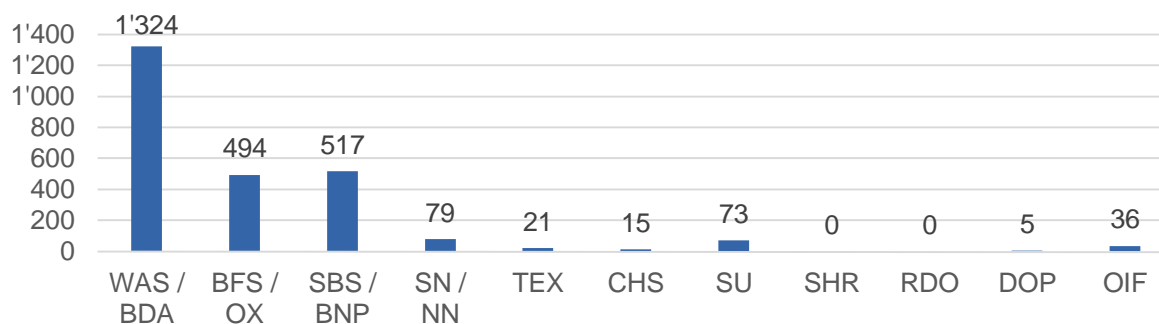
LU

Anteil Züchter 2015



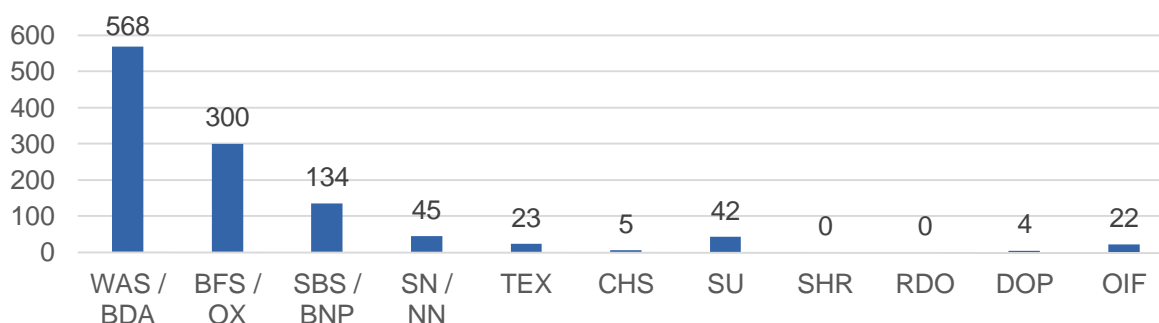
Total Züchter		Total Genossenschaften	
2015	2014	2015	2014
157	153	8	8

Herdebuchanteil per 1. Juni 2015



Total: 2'564

Beurteilte Tiere 4 – 36 Monate

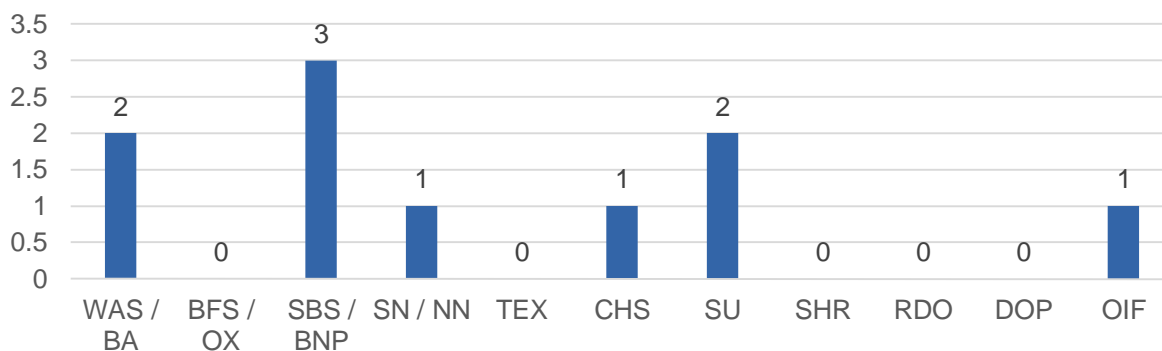


Total	2015	2014
	1'143	1'114



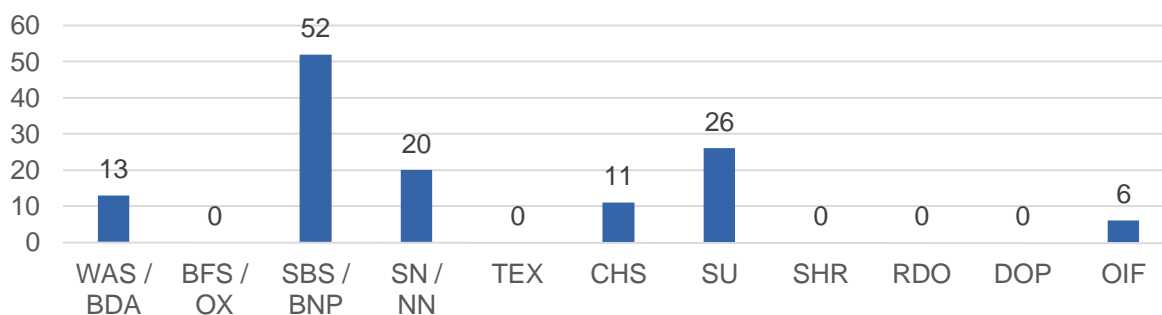
NE

Anteil Züchter 2015



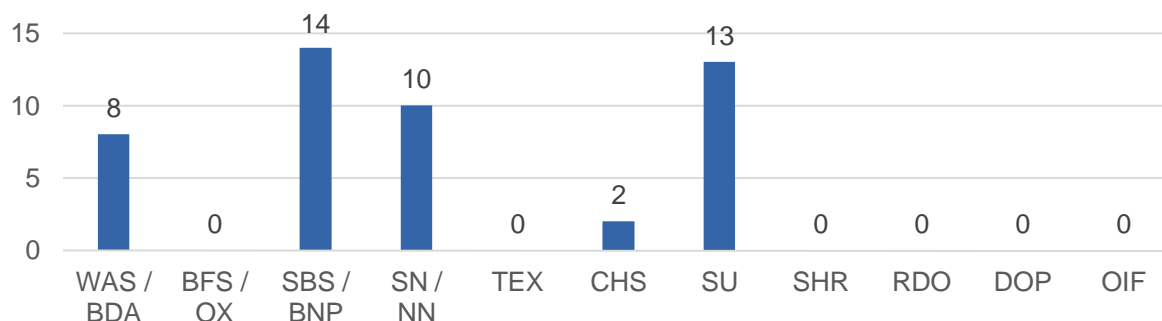
Total Züchter		Total Genossenschaften	
2015	2014	2015	2014
10	10	1	1

Herdebuchanteil per 1. Juni 2015



Total: 128

Beurteilte Tiere 4 – 36 Monate

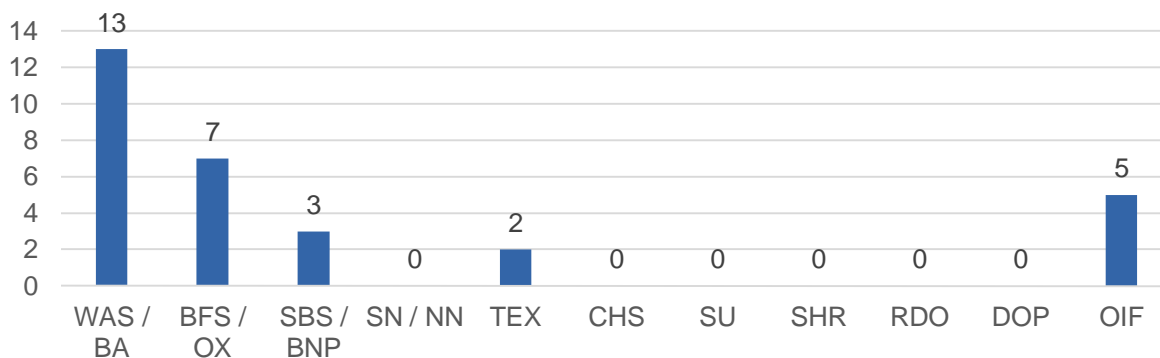


Total	2015	2014
	47	58



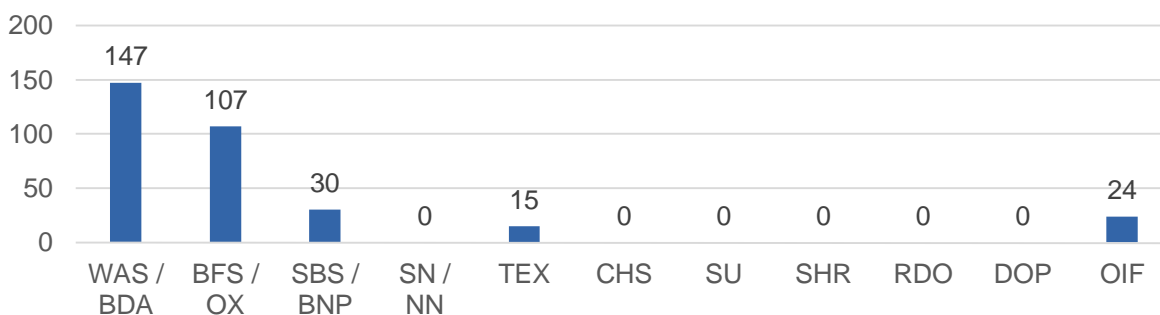
NW

Anteil Züchter 2015



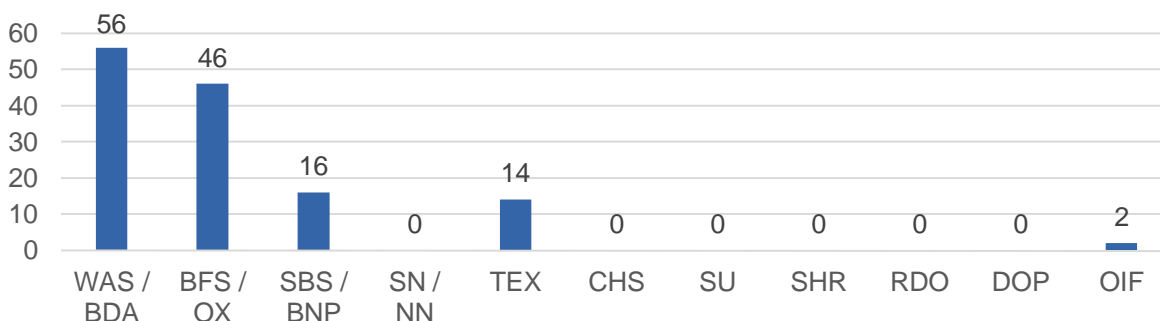
Total Züchter		Total Genossenschaften	
2015	2014	2015	2014
30	28	2	2

Herdebuchanteil per 1. Juni 2015



Total: 323

Beurteilte Tiere 4 – 36 Monate

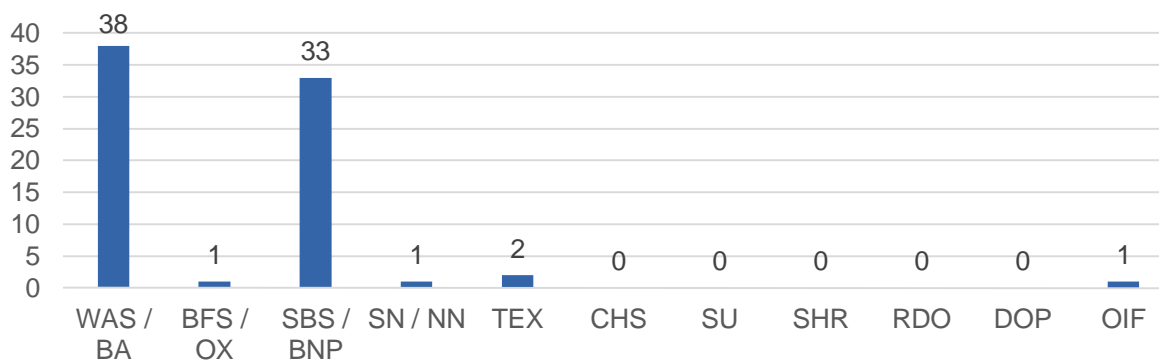


Total	2015	2014
	134	128




OW

Anteil Züchter 2015



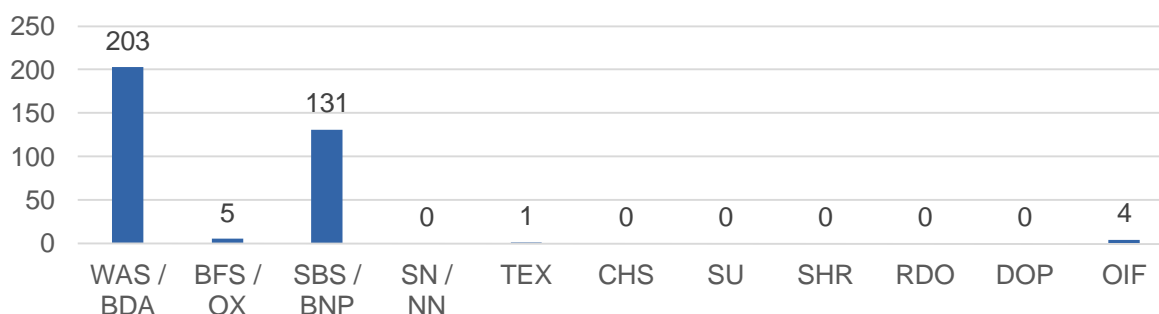
Total Züchter		Total Genossenschaften	
2015	2014	2015	2014
76	73	5	5

Herdebuchanteil per 1. Juni 2015



Total: 1'034

Beurteilte Tiere 4 – 36 Monate

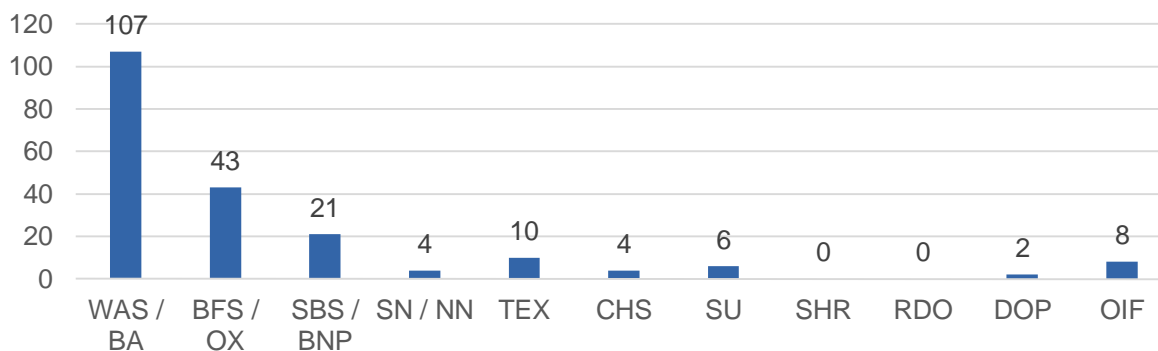


Total	2015	2014
	344	336



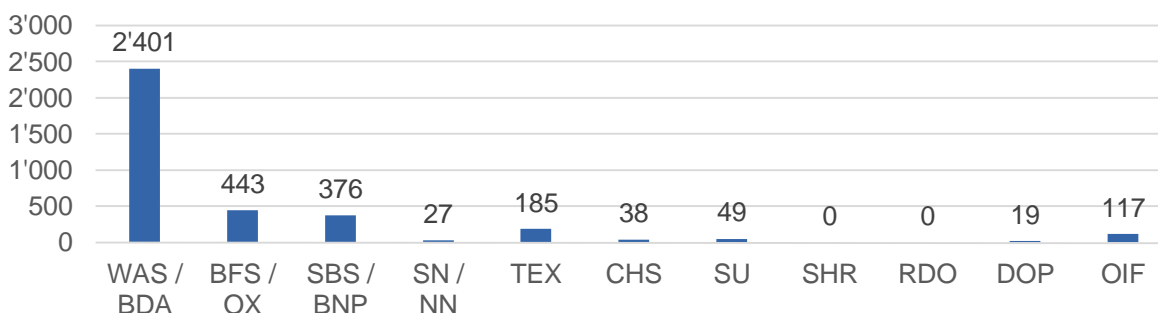
SG

Anteil Züchter 2015



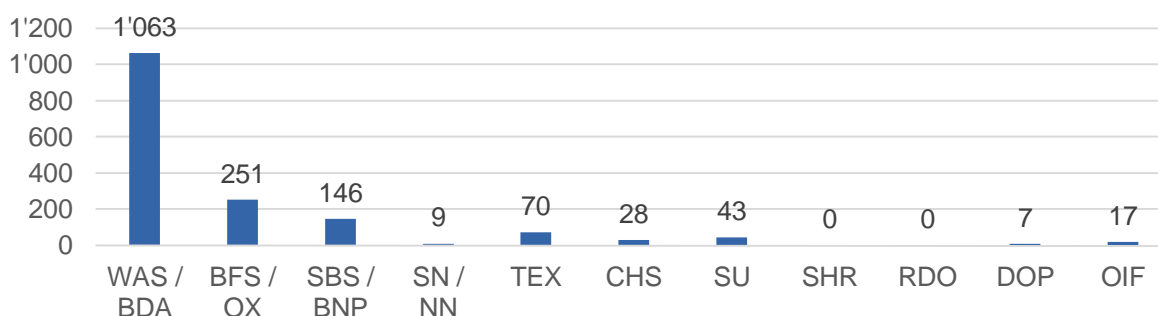
Total Züchter		Total Genossenschaften	
2015	2014	2015	2014
205	215	22	23

Herdebuchanteil per 1. Juni 2015



Total: 3'655

Beurteilte Tiere 4 – 36 Monate

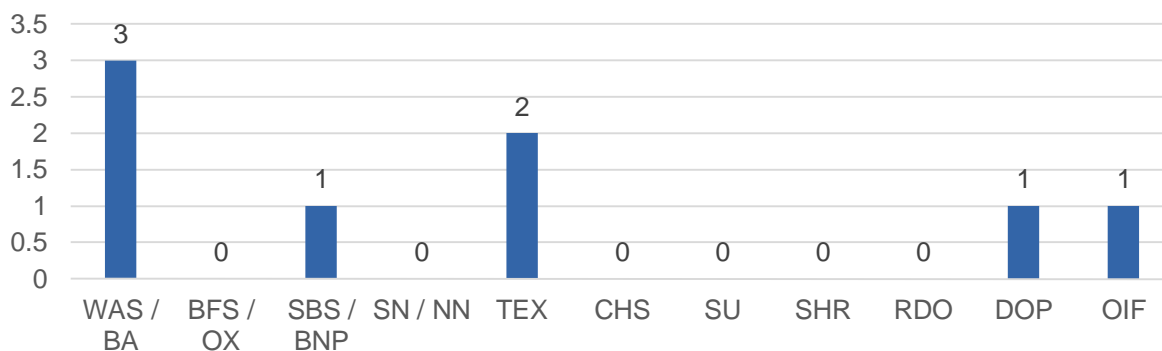


Total	2015	2014
	1'634	1'691



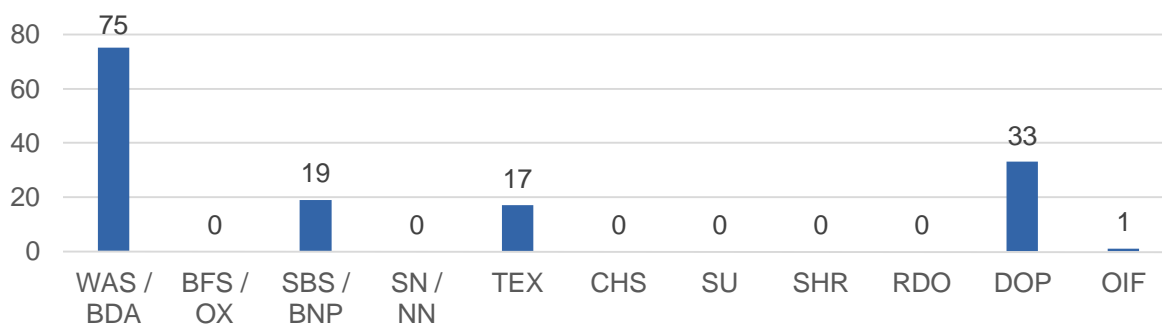
SH

Anteil Züchter 2015



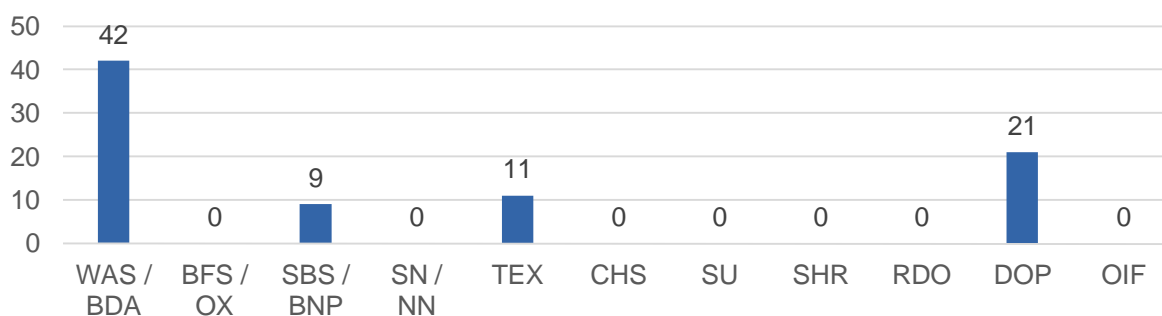
Total Züchter		Total Genossenschaften	
2015	2014	2015	2014
8	10	1	1

Herdebuchanteil per 1. Juni 2015



Total: 145

Beurteilte Tiere 4 – 36 Monate

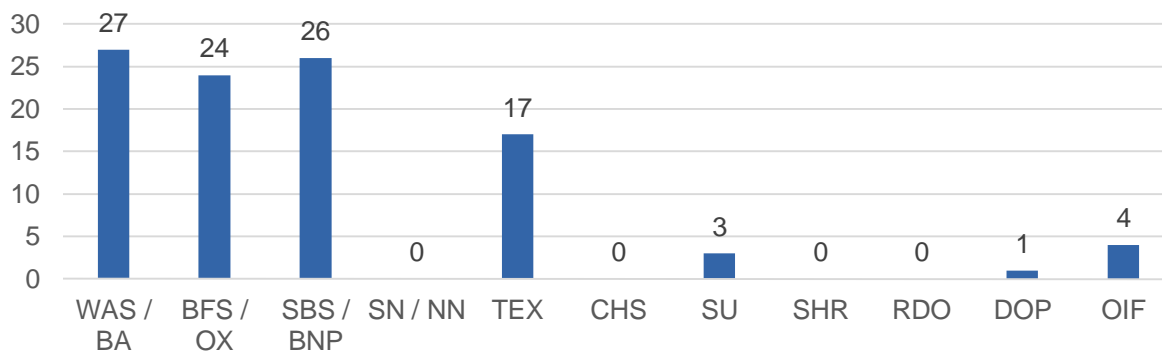


Total	2015	2014
	83	85



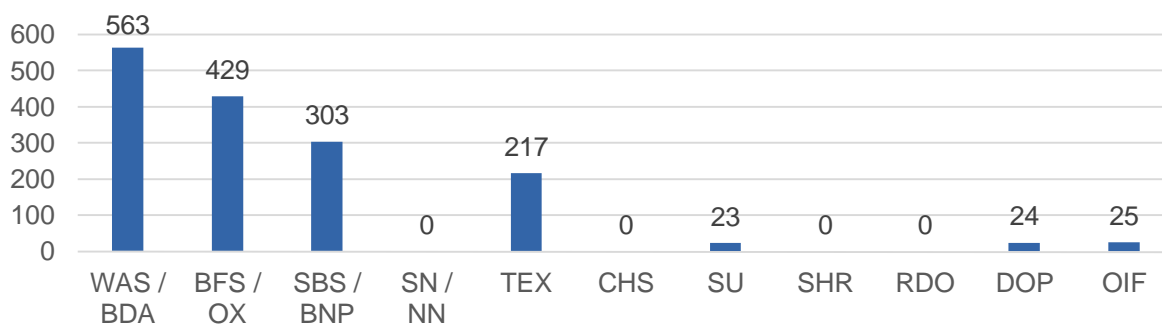
SO

Anteil Züchter 2015



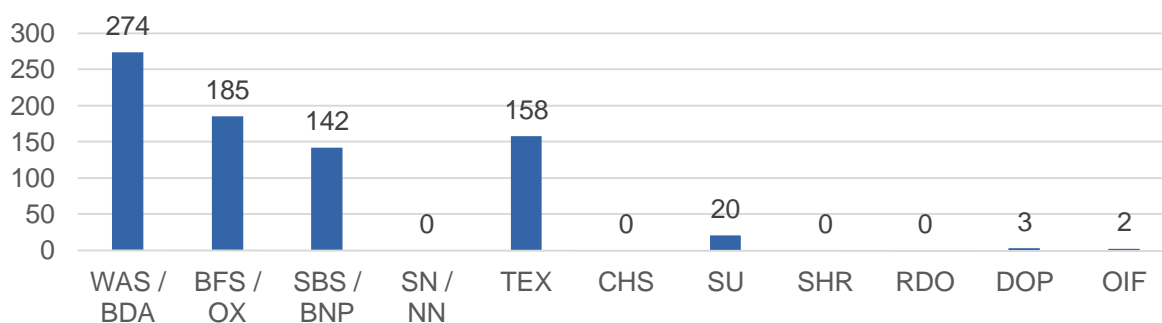
Total Züchter		Total Genossenschaften	
2015	2014	2015	2014
102	99	11	11

Herdebuchanteil per 1. Juni 2015



Total: 1'584

Beurteilte Tiere 4 – 36 Monate

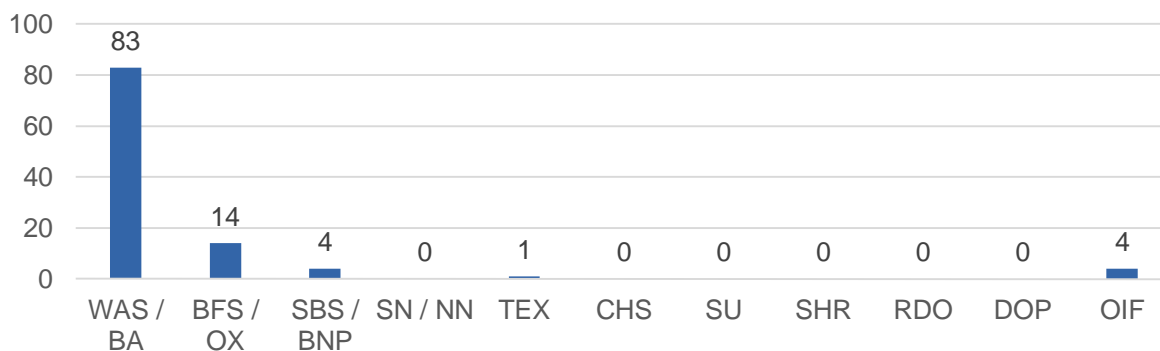


Total	2015	2014
	784	704



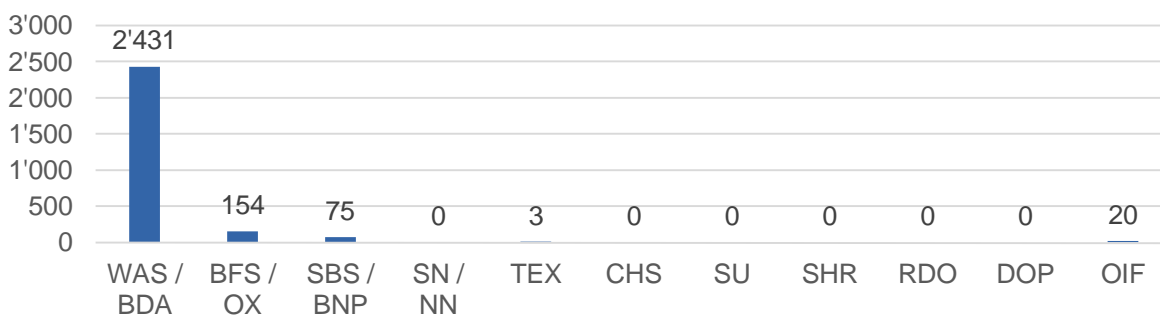
SZ

Anteil Züchter 2015



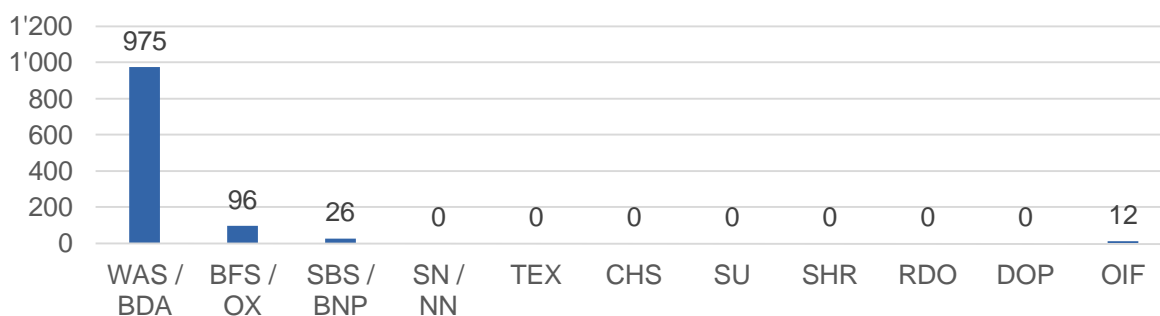
Total Züchter		Total Genossenschaften	
2015	2014	2015	2014
106	104	10	10

Herdebuchanteil per 1. Juni 2015



Total: 2'683

Beurteilte Tiere 4 – 36 Monate

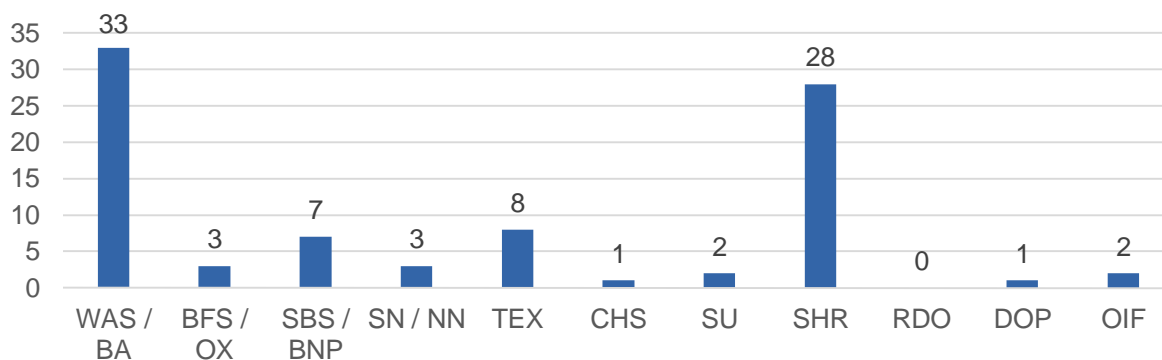


Total	2015	2014
	1'109	1'003



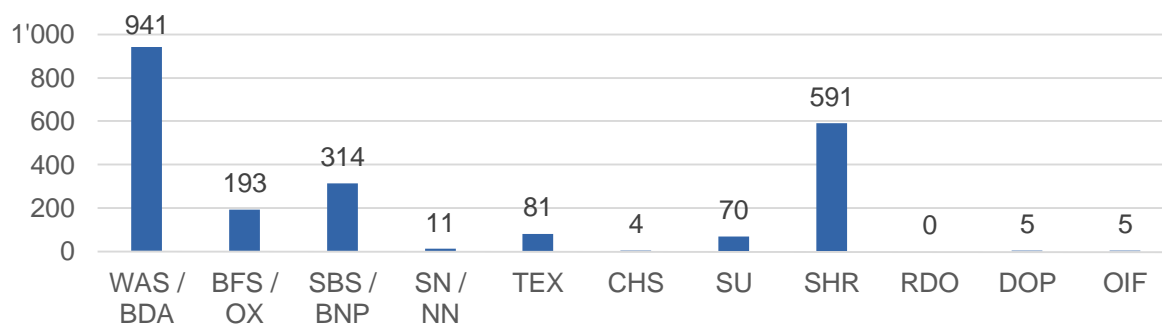
TG

Anteil Züchter 2015



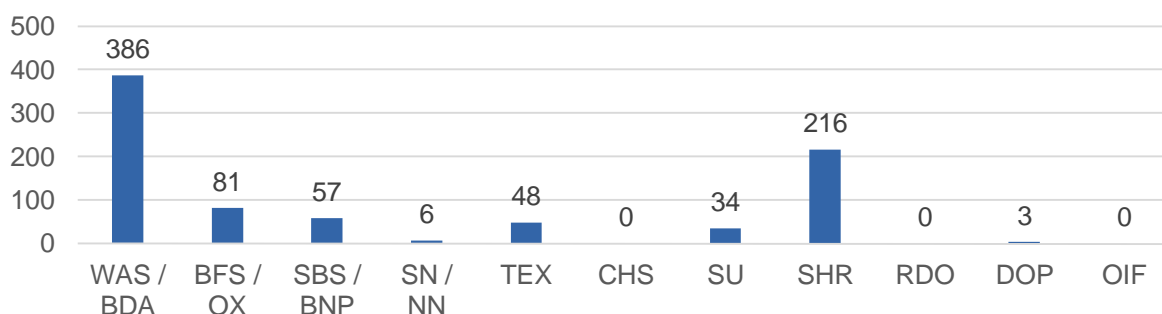
Total Züchter		Total Genossenschaften	
2015	2014	2015	2014
88	93	4	4

Herdebuchanteil per 1. Juni 2015



Total: 2'215

Beurteilte Tiere 4 – 36 Monate

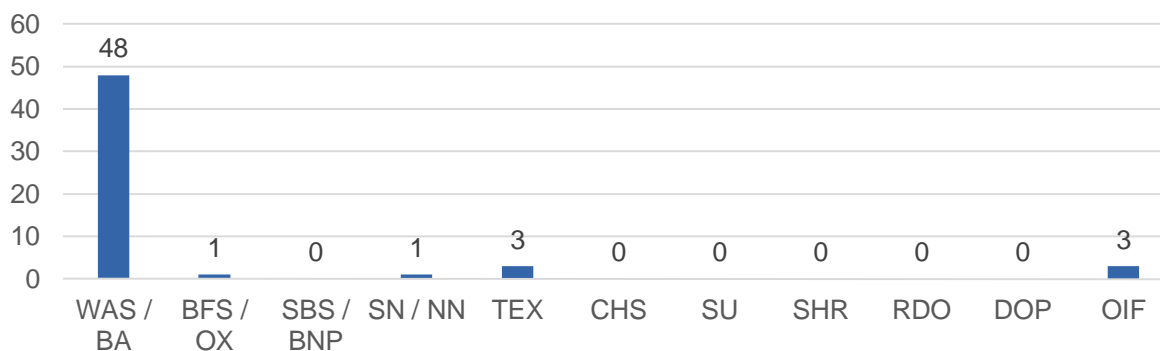


Total	2015	2014
	831	763



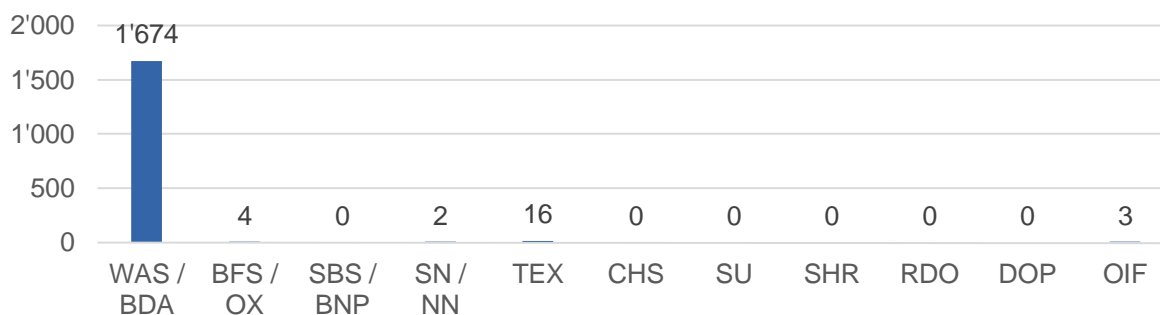
TI

Anteil Züchter 2015



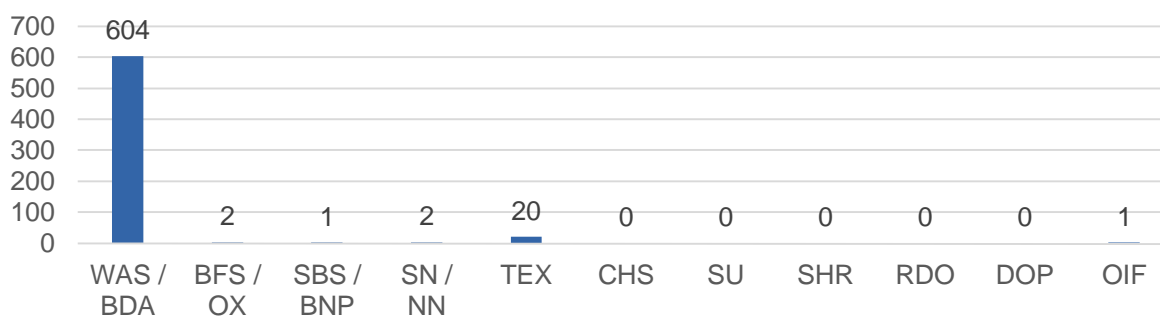
Total Züchter		Total Genossenschaften	
2015	2014	2015	2014
56	59	17	17

Herdebuchanteil per 1. Juni 2015



Total: 1'699

Beurteilte Tiere 4 – 36 Monate

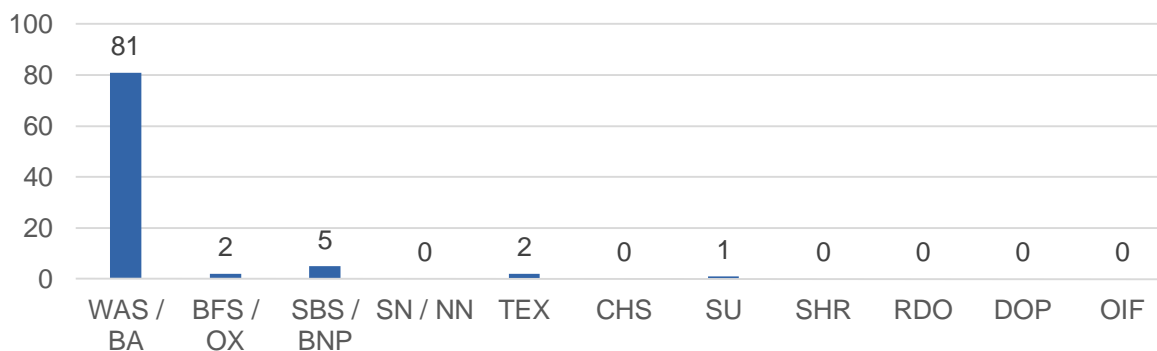


Total	2015	2014
	630	516



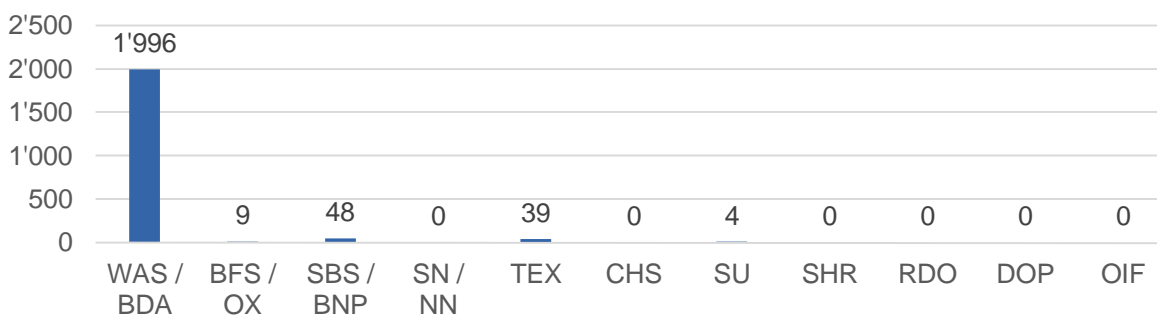
UR

Anteil Züchter 2015



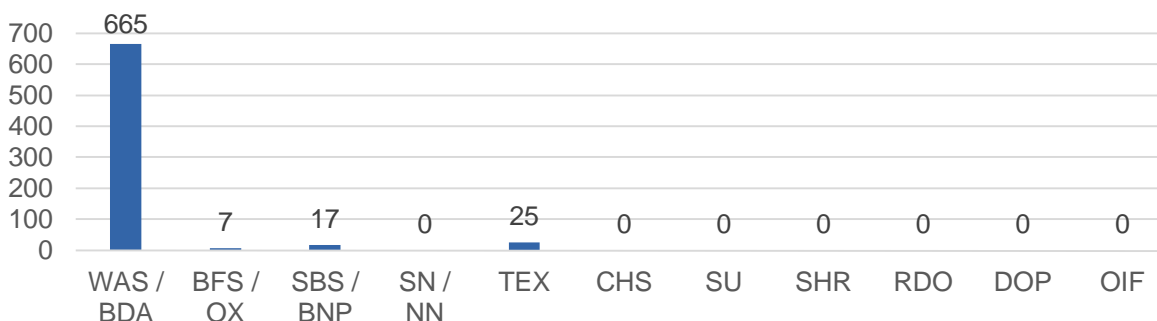
Total Züchter		Total Genossenschaften	
2015	2014	2015	2014
91	96	12	12

Herdebuchanteil per 1. Juni 2015



Total: 2'096

Beurteilte Tiere 4 – 36 Monate

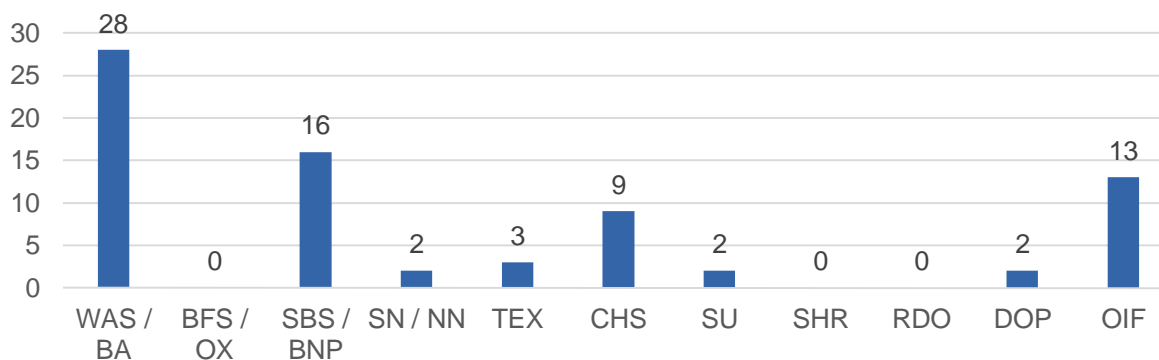


Total	2015	2014
	714	604



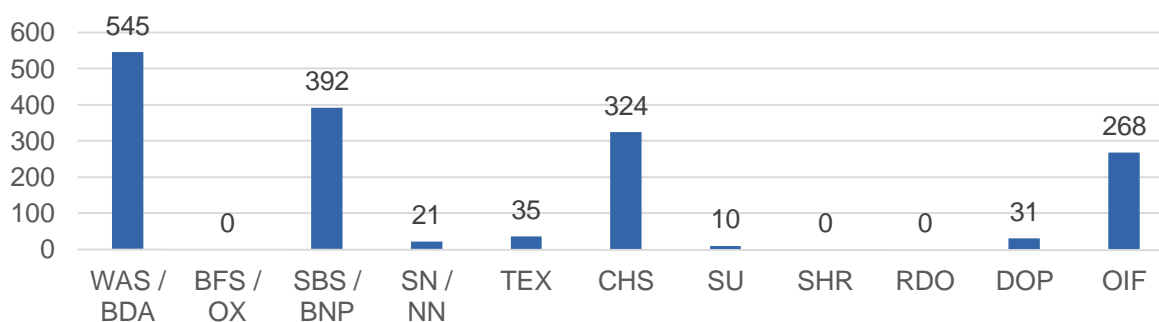
VD

Anteil Züchter 2015



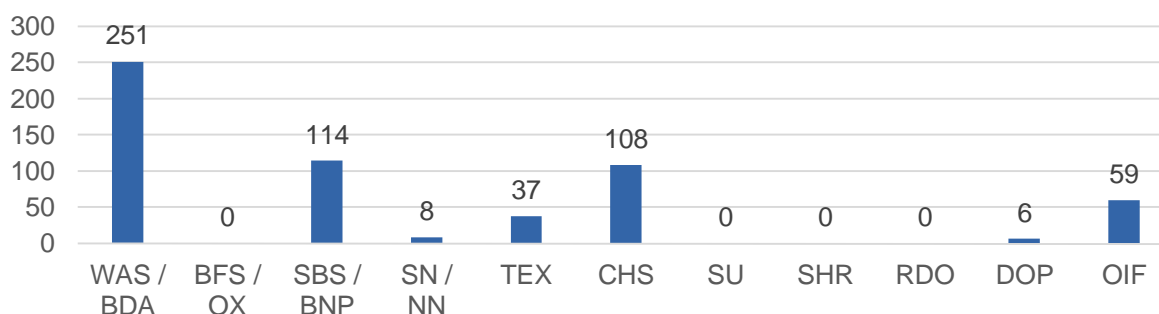
Total Züchter		Total Genossenschaften	
2015	2014	2015	2014
75	78	12	11

Herdebuchanteil per 1. Juni 2015



Total: 1'626

Beurteilte Tiere 4 – 36 Monate

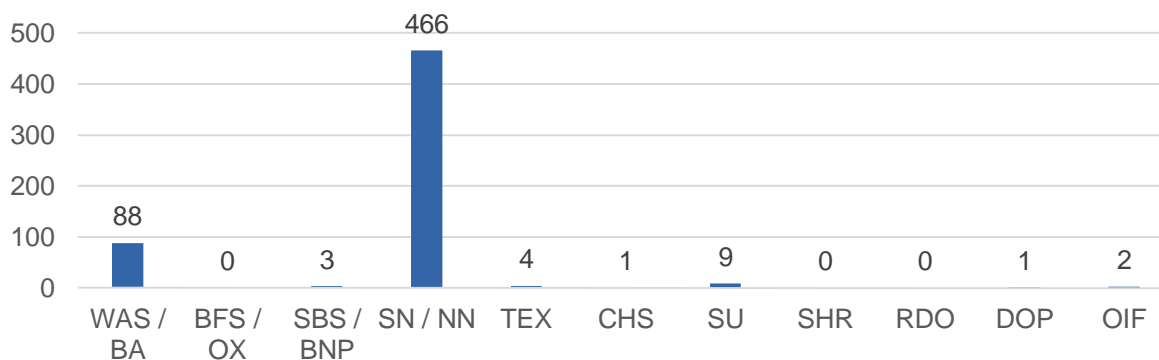


Total	2015	2014
	583	535



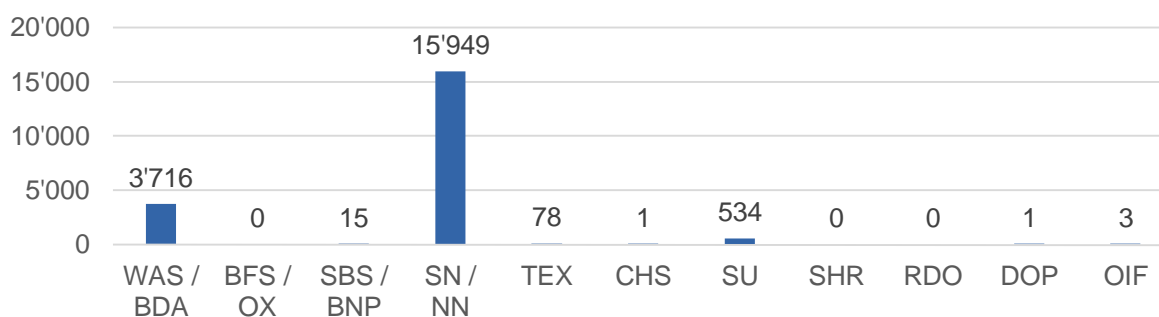
VS

Anteil Züchter 2015



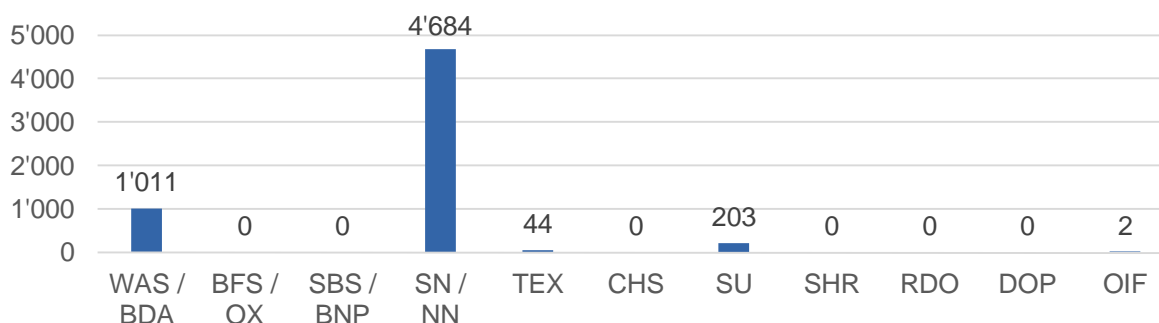
Total Züchter		Total Genossenschaften	
2015	2014	2015	2014
574	573	71	71

Herdebuchanteil per 1. Juni 2015



Total: 20'297

Beurteilte Tiere 4 – 36 Monate

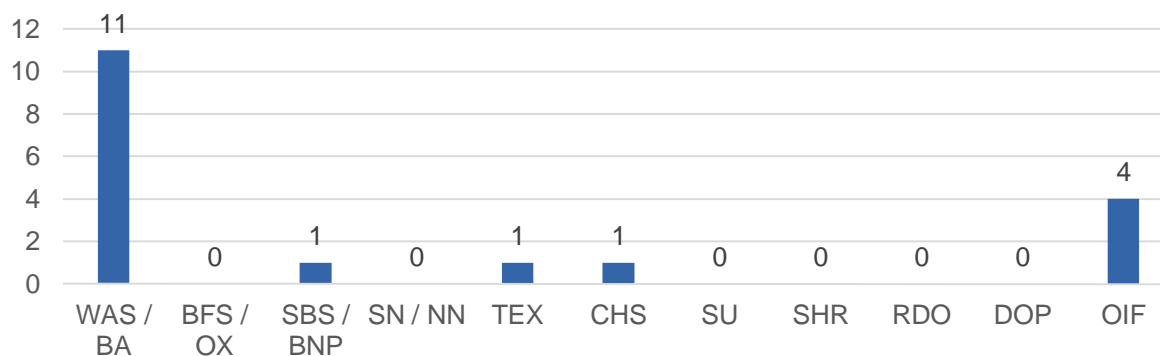


Total	2015	2014
	5'944	5'831



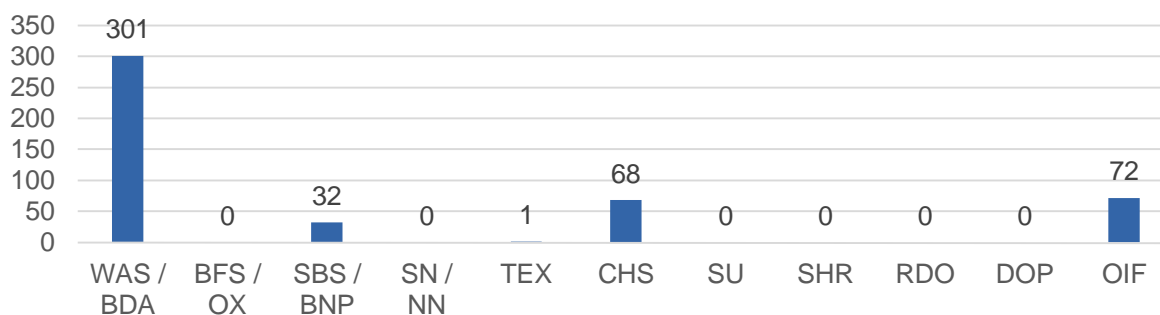
ZG

Anteil Züchter 2015



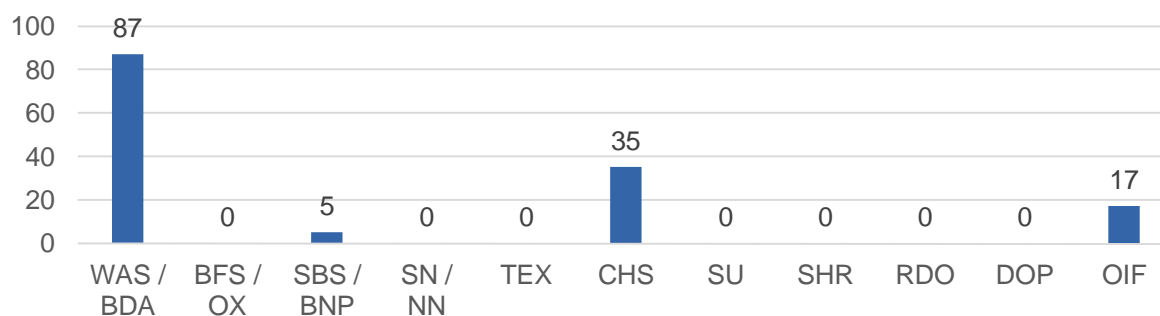
Total Züchter		Total Genossenschaften	
2015	2014	2015	2014
18	14	1	1

Herdebuchanteil per 1. Juni 2015



Total: 474

Beurteilte Tiere 4 – 36 Monate

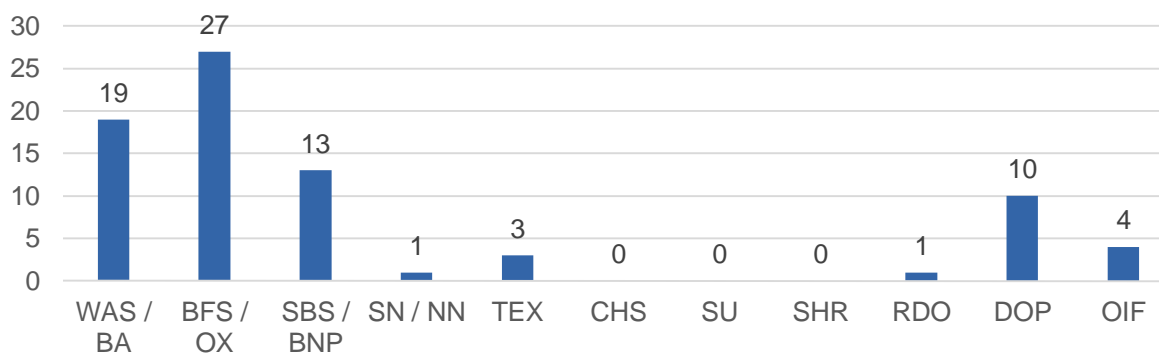


Total	2015	2014
	144	147



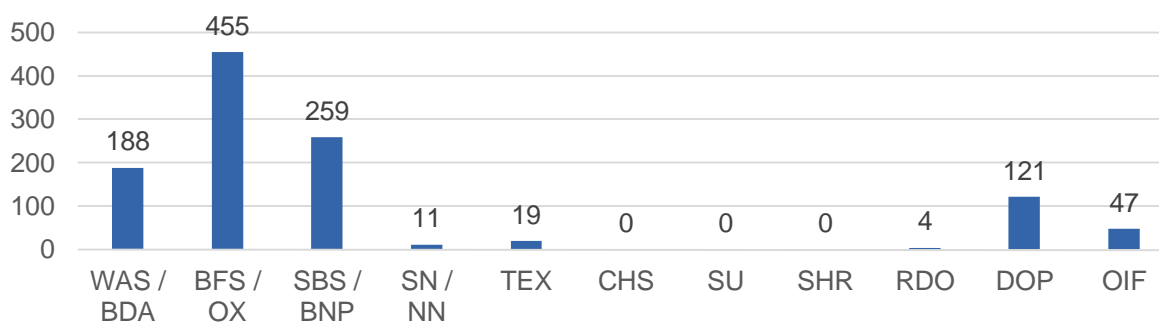
ZH

Anteil Züchter 2015



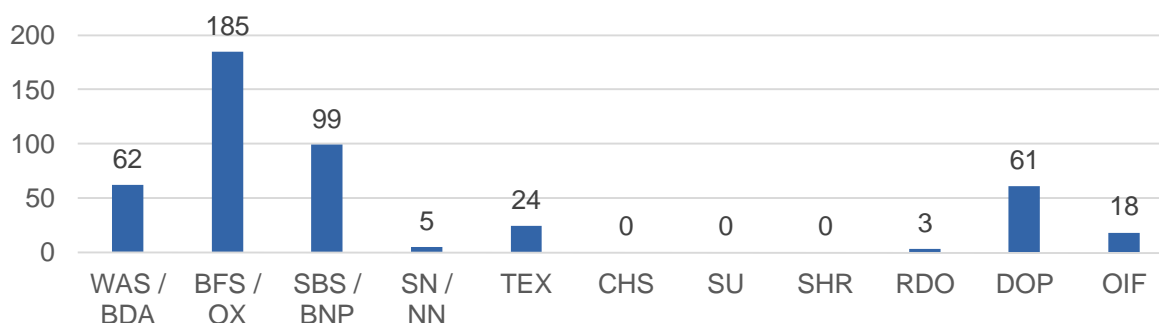
Total Züchter		Total Genossenschaften	
2015	2014	2015	2014
78	82	5	5

Herdebuchanteil per 1. Juni 2015



Total: 1'104

Beurteilte Tiere 4 – 36 Monate

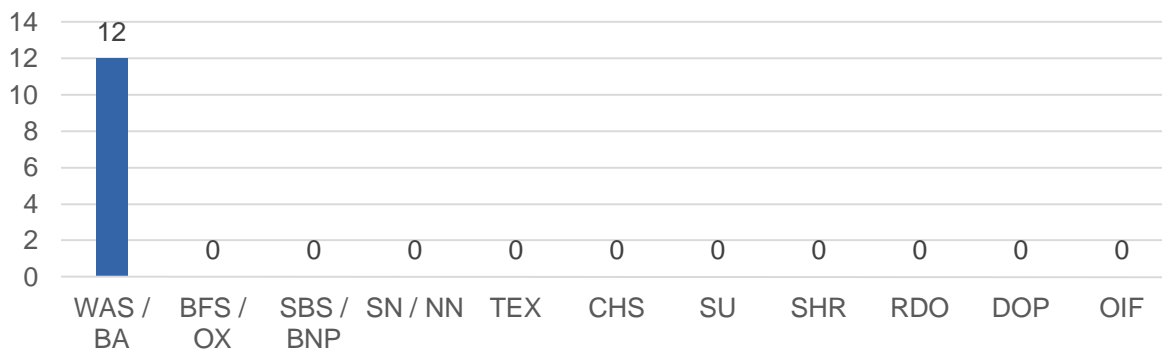


Total	2015	2014
	457	453



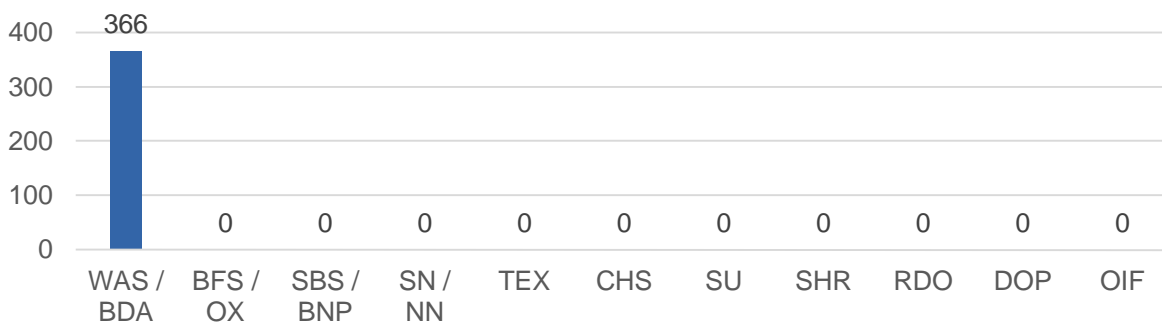
FL

Anteil Züchter 2015



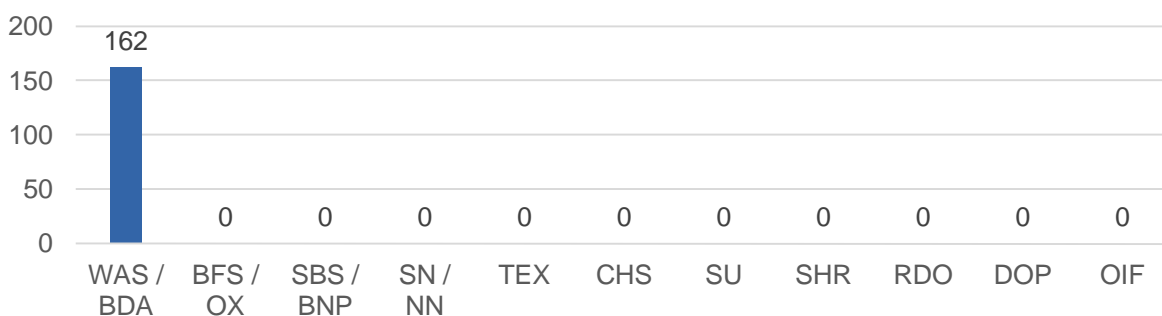
Total Züchter		Total Genossenschaften	
2015	2014	2015	2014
12	12	2	2

Herdebuchanteil per 1. Juni 2015



Total: 366

Beurteilte Tiere 4 – 36 Monate



Total	2015	2014
	162	163



Anhang

Anzahl beurteilter Tiere im Alter von 4 - 36 Monaten (01.08.2014 - 31.07.2015)

Kanton	Rasse											Total	
	WAS / BDA	BFS / OX	SBS / BNP	SN / NN	TEX	CHS	SU	SHR	RDO	DOP	OIF	2015	2014
AG	208	257	161		290	16	64	2		27	14	1'039	877
AI	48											48	36
AR	398	132	15	11	3							559	589
BE	1'584	3'014	1492	59	96	35	46	6		184	17	6'533	6'860
BL	120	60	16		48	2	13					259	269
FR	148	133	477	40	74	57	96			4	7	1'036	960
GE		4							52			56	168
GL	112	32	14		130					4		292	305
GR	1'362		19		10		37				3	1'431	1'148
JU	45	8	369		2	1					1	426	354
LU	568	300	134	45	23	5	42			4	22	1'143	1'114
NE	8		14	10		2	13					47	58
NW	56	46	16		14						2	134	128
OW	203	5	131		1						4	344	336
SG	1'063	251	146	9	70	28	43			7	17	1'634	1'691
SH	42		9		11					21		83	85
SO	274	185	142		158		20			3	2	784	704
SZ	975	96	26								12	1'109	1'003
TG	386	81	57	6	48		34	216		3		831	763
TI	604	2	1	2	20						1	630	516
UR	665	7	17		25							714	604
VD	251		114	8	37	108				6	59	583	535
VS	1'011			4'684	44		203				2	5'944	5'831
ZG	87		5			35					17	144	147
ZH	62	185	99	5	24				3	61	18	457	453
FL	162											162	163
Total 2015	10'442	4'798	3'474	4'879	1'128	289	611	224	55	324	198	26'422	
2014	9'996	4'961	3'348	4'704	915	265	609	192	161	332	214		25'697



Entwicklung Herdebuchbestand 2011 – 2015 (Stichtag 1. Juni)

Kanton	Rasse											Total 2015
	WAS / BDA	BFS / OX	SBS / BNP	SN / NN	TEX	CHS	SU	SHR	RDO	DOP	OIF	
AG	565	569	459	1	454	22	159	12		26	18	2'285
AI	98											98
AR	862	296	47	17	24	1				13	1	1'261
BE	4'579	4'998	4'139	154	259	103	166	9		630	64	15'101
BL	257	124	44		79		27	26			1	558
FR	591	345	1'483	166	116	139	292			4	35	3'171
GE	20	8							430			458
GL	274	72	29		164	2				11		552
GR	3'658		46	2	35		95			1	18	3'855
JU	57	18	800		3	2					1	881
LU	1'324	494	517	79	21	15	73			5	36	2'564
NE	13		52	20		11	26				6	128
NW	147	107	30		15						24	323
OW	609	20	382	5	5						13	1'034
SG	2'401	443	376	27	185	38	49			19	117	3'655
SH	75		19		17					33	1	145
SO	563	429	303		217		23			24	25	1'584
SZ	2'431	154	75		3						20	2'683
TG	941	193	314	11	81	4	70	591		5	5	2'215
TI	1'674	4		2	16						3	1'699
UR	1'996	9	48		39		4					2'096
VD	545		392	21	35	324	10			31	268	1'626
VS	3'716		15	15'949	78	1	534			1	3	20'297
ZG	301		32		1	68					72	474
ZH	188	455	259	11	19				4	121	47	1'104
FL	366											366
Total 2015	28'251	8'738	9'861	16'465	1'866	730	1'528	638	434	924	778	70'213
2014	29'688	9'100	10'226	16'433	1'699	868	1'666	618	385	1'043	855	72'581
2013	28'469	10'306	9'537	15'709	1'492	888	1'265	676	270	1'012	656	70'280
2012	30'527	9'709	10'060	13'851	1'332	843	1'374	655	246	931	641	70'169
2011	32'705	10'576	10'734	14'150	980	968	1'256	651	240	935	584	73'779



Anzahl Züchter und Genossenschaften/Vereine nach Rasse/Kanton

Kanton	Rasse											Total Züchter		Total Genossenschaften	
	WAS / BA	BFS / OX	SBS / BNP	SN / NN	TEX	CHS	SU	SHR	RDO	DOP	OIF	2015	2014	2015	2014
AG	19	31	17	1	21	3	2	1		1	3	99	103	10	10
AI	4											4	4	1	1
AR	34	9	6	4	1	1				1	1	57	57	6	6
BE	248	482	265	22	26	5	9	1		22	3	1083	1'058	90	92
BL	8	8	5		4		1	1			1	28	33	1	3
FR	34	32	105	17	12	7	17			1	5	230	230	20	21
GE	1	1							2			4	4	1	1
GL	12	6	1		4	1				5		29	26	1	1
GR	100		5	2	4		5			1	3	120	129	41	40
JU	5	1	21		1	2					1	31	48	6	6
LU	59	58	22	1	2	1	8			1	5	157	153	8	8
NE	2		3	1		1	2				1	10	10	1	1
NW	13	7	3		2						5	30	28	2	2
OW	38	1	33	1	2						1	76	73	5	5
SG	107	43	21	4	10	4	6			2	8	205	215	22	23
SH	3		1		2					1	1	8	10	1	1
SO	27	24	26		17		3			1	4	102	99	11	11
SZ	83	14	4		1						4	106	104	10	10
TG	33	3	7	3	8	1	2	28		1	2	88	93	4	4
TI	48	1		1	3						3	56	59	17	17
UR	81	2	5		2		1					91	96	12	12
VD	28		16	2	3	9	2			2	13	75	78	12	11
VS	88		3	466	4	1	9			1	2	574	573	71	71
ZG	11		1		1	1					4	18	14	1	1
ZH	19	27	13	1	3				1	10	4	78	82	5	5
FL	12											12	12	2	2
Total	1117	750	583	526	133	37	67	31	3	50	74	3'371	3'391	361	365