
Schweizerischer Schafzuchtverband

Fédération suisse d'élevage ovin

Federazione svizzera d'allevamento ovino



Statistik nach Kanton

Ergänzung zum Jahresbericht 2017



Inhaltsverzeichnis

Inhaltsverzeichnis

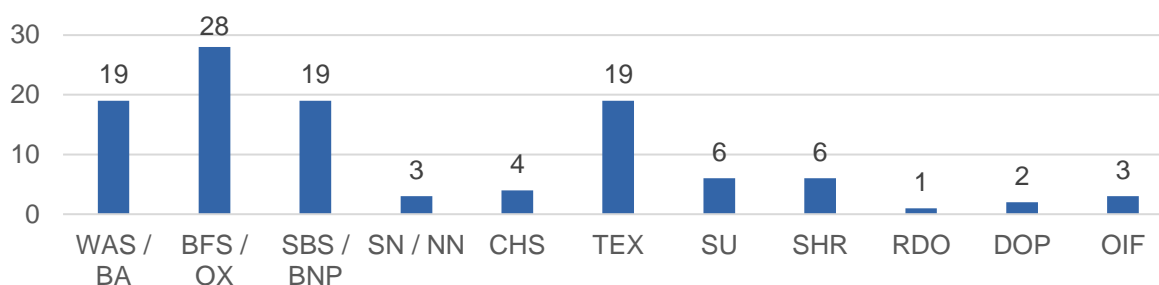
AG.....	2
AI	3
AR.....	4
BE	5
BL	6
FR.....	7
GE.....	8
GL.....	9
GR	10
JU	11
LU	12
NE.....	13
NW.....	14
OW.....	15
SG.....	16
SH.....	17
SO.....	18
SZ	19
TG.....	20
TI.....	21
UR.....	22
VD.....	23
VS	24
ZG.....	25
ZH	26
FL.....	27
Anhang	28



AG

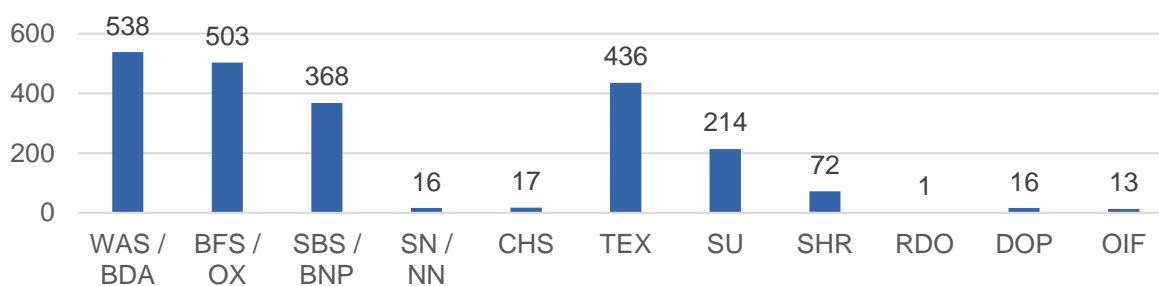
AG

Anteil Züchter/innen



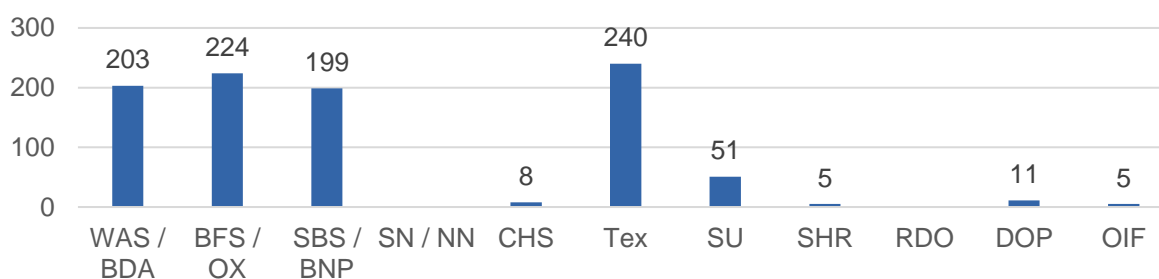
Total Züchter/innen		Total Genossenschaften	
2017	2016	2017	2016
110	104	10	10

Herdebuchanteil per 1. Juni



Total	2017	2016
	2'194	2'087

Beurteilte Tiere 4 - 36 Monate



Total	2017	2016
	946	1'084



AI


AI

Anteil Züchter/innen



Total Züchter/innen		Total Genossenschaften	
2017	2016	2017	2016
2	6	0	1

Herdebuchanteil per 1. Juni



Total	2017	2016
	44	126

Beurteilte Tiere 4 - 36 Monate nach Kanton

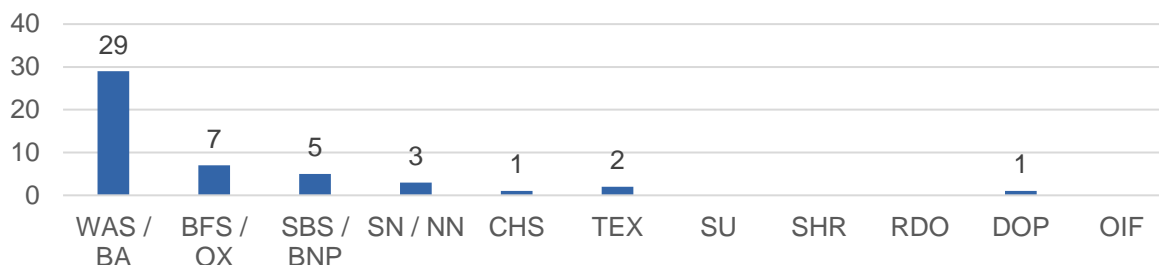
Total	2017	2016
	0	41



AR

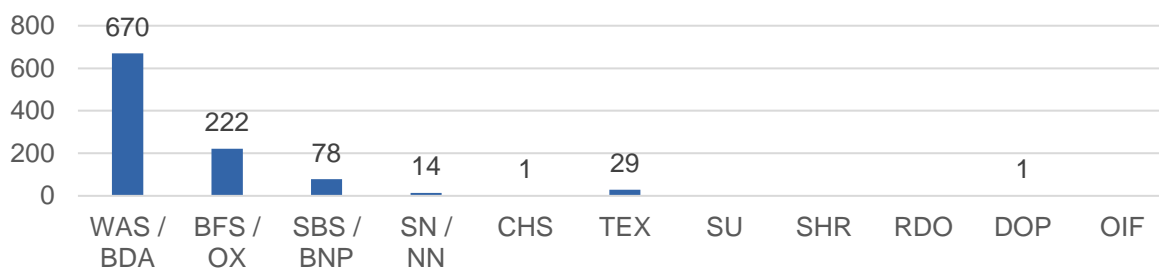
AR

Anteil Züchter/innen




Total Züchter/innen		Total Genossenschaften	
2017	2016	2017	2016
48	50	6	6

Herdebuchanteil per 1. Juni



Total	2017	2016
	1'015	1'016

Beurteilte Tiere 4 - 36 Monate



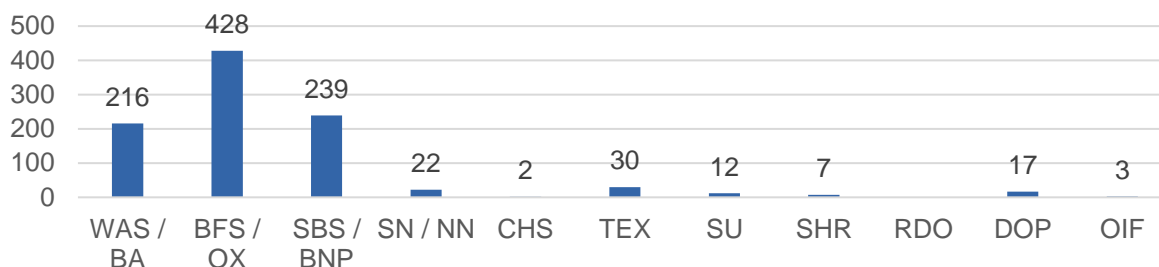
Total	2017	2016
	593	527



BE

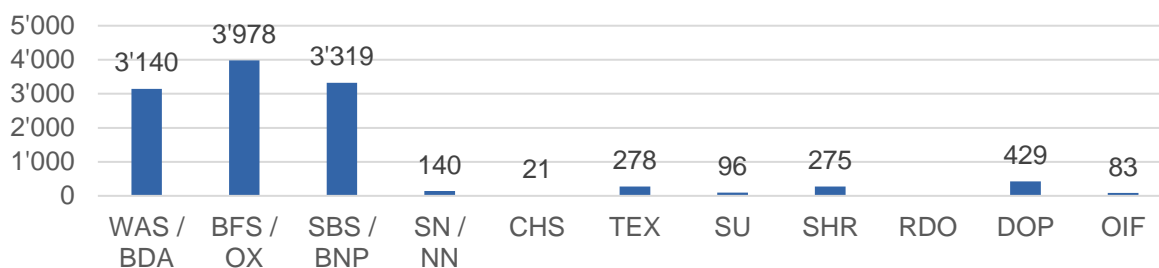
BE

Anteil Züchter/innen



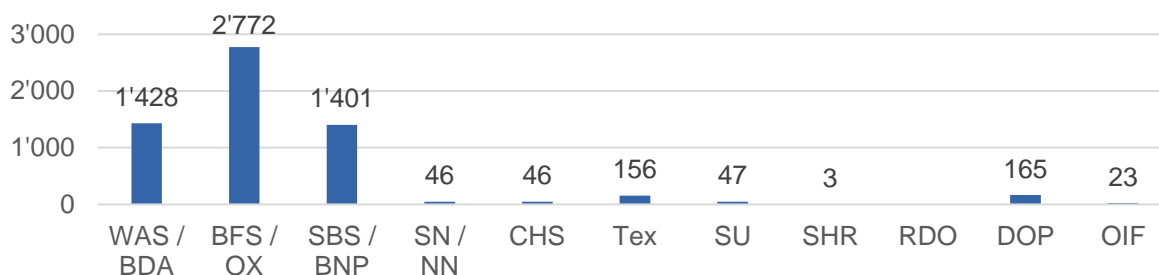
Total Züchter/innen		Total Genossenschaften	
2017	2016	2017	2016
976	1'025	89	90

Herdebuchanteil per 1. Juni



Total	2017	2016
	11'759	11'881

Beurteilte Tiere 4 - 36 Monate



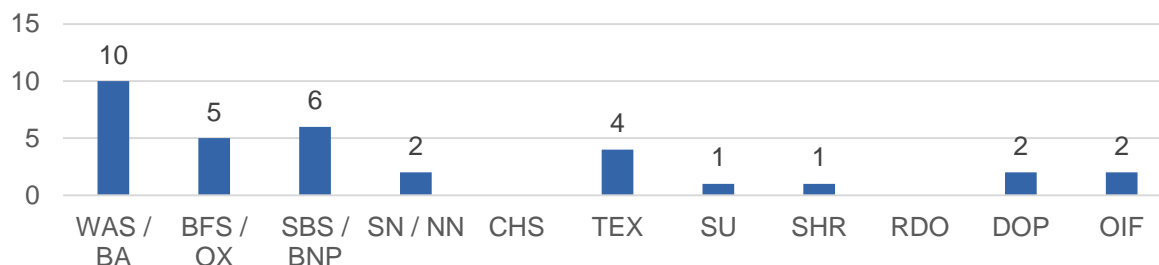
Total	2017	2016
	6'087	6'323



BL

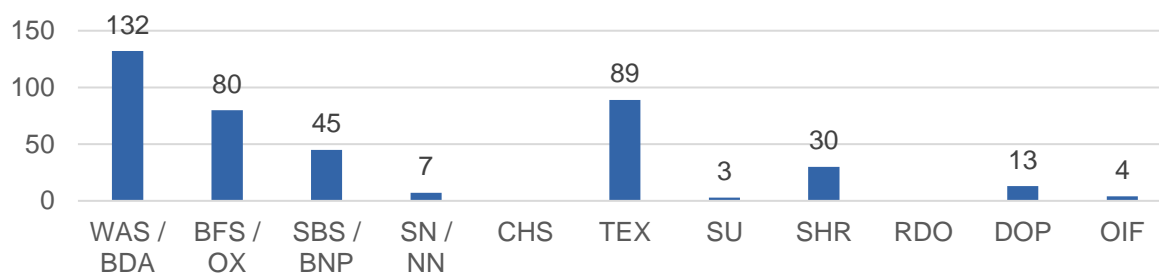
BL

Anteil Züchter/innen



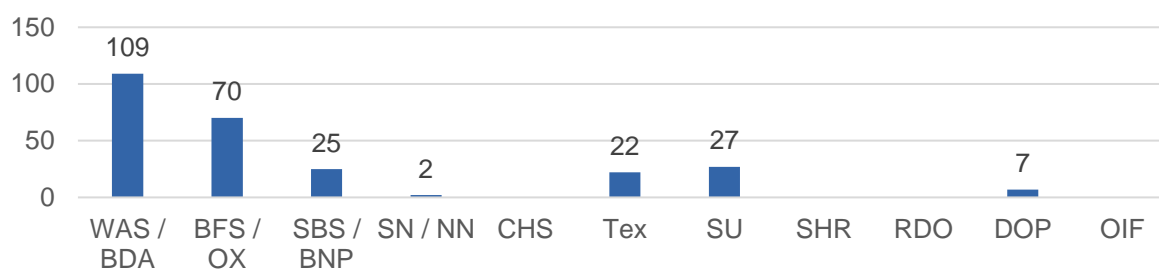
Total Züchter/innen		Total Genossenschaften	
2017	2016	2017	2016
33	33	1	1

Herdebuchanteil per 1. Juni



Total	2017	2016
	403	402

Beurteilte Tiere 4 - 36 Monate nach Kanton



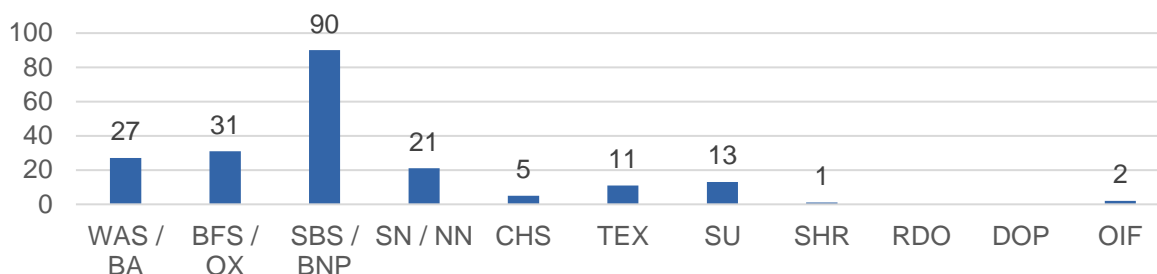
Total	2017	2016
	262	214



FR

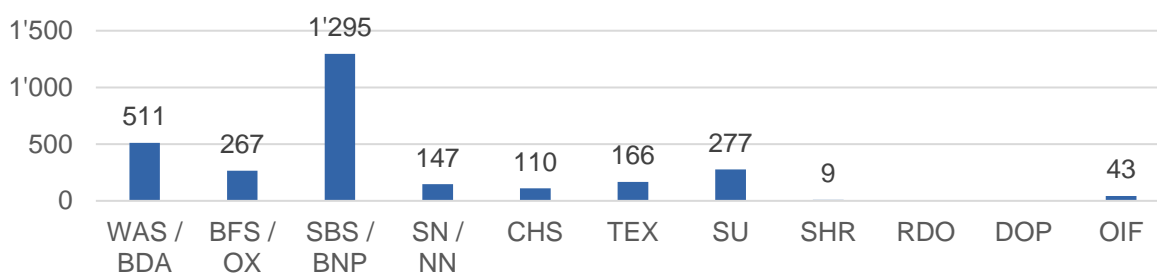
FR

Anteil Züchter/innen



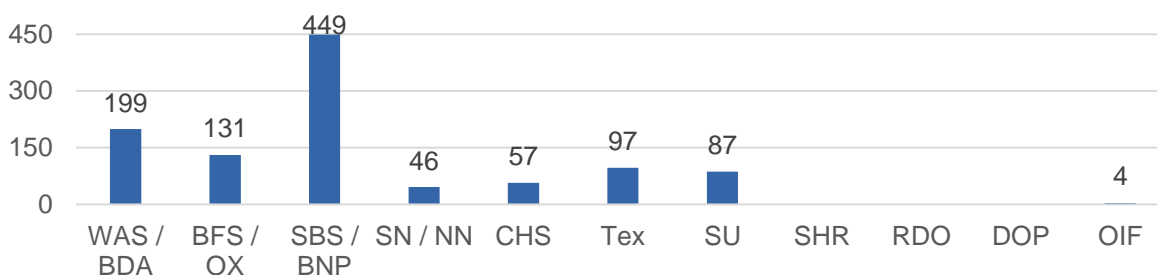
Total Züchter/innen		Total Genossenschaften	
2017	2016	2017	2016
201	217	19	20

Herdebuchanteil per 1. Juni



Total	2017	2016
	2'825	2'993

Beurteilte Tiere 4 - 36 Monate



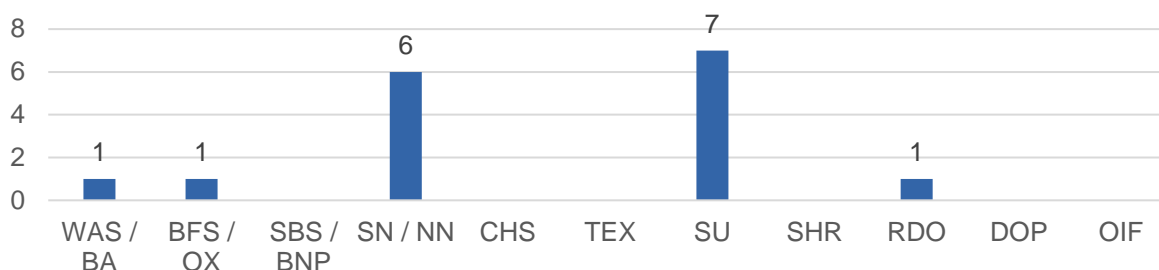
Total	2017	2016
	1'070	1'051



GE

GE

Anteil Züchter/innen



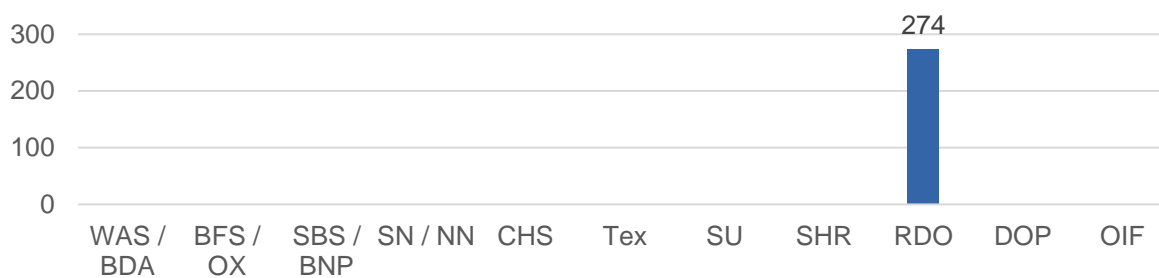
Total Züchter/innen		Total Genossenschaften	
2017	2016	2017	2016
16	4	1	1

Herdebuchanteil per 1. Juni



Total	2017	2016
	587	491

Beurteilte Tiere 4 - 36 Monate



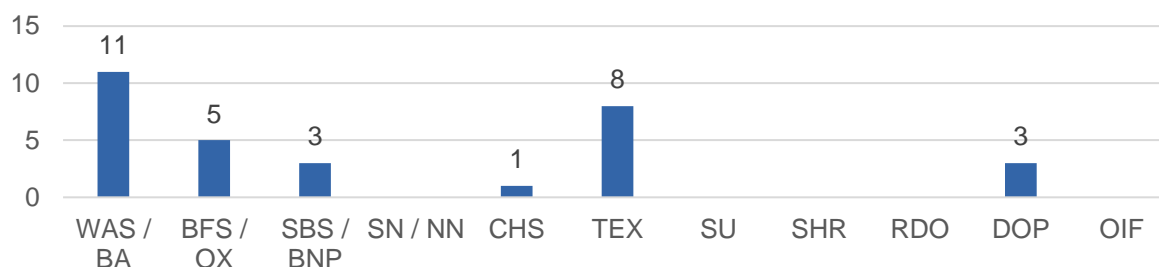
Total	2017	2016
	274	150



GL

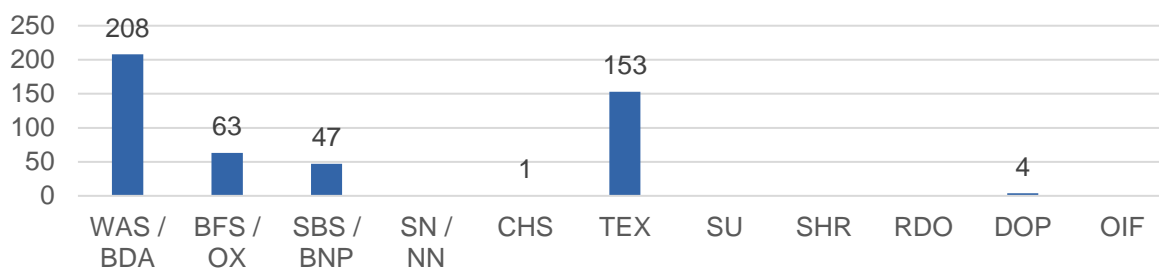
GL

Anteil Züchter/innen



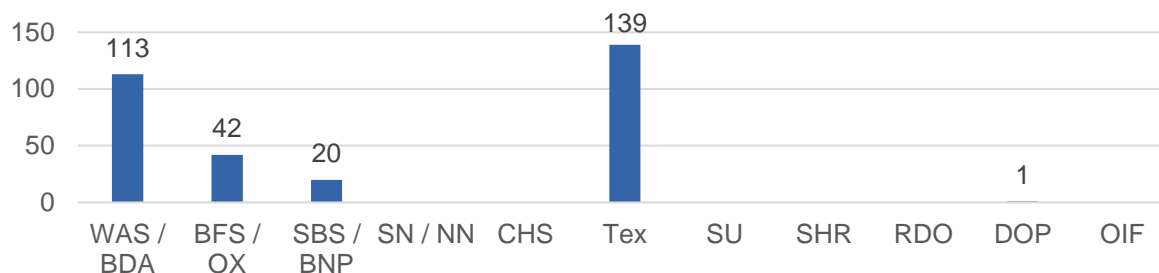
Total Züchter/innen		Total Genossenschaften	
2017	2016	2017	2016
31	29	1	1

Herdebuchanteil per 1. Juni



Total	2017	2016
	476	498

Beurteilte Tiere 4 - 36 Monate



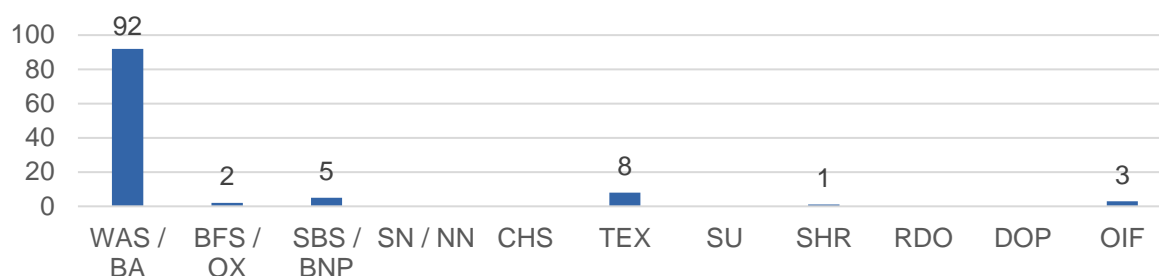
Total	2017	2016
	315	332



GR


GR

Anteil Züchter/innen



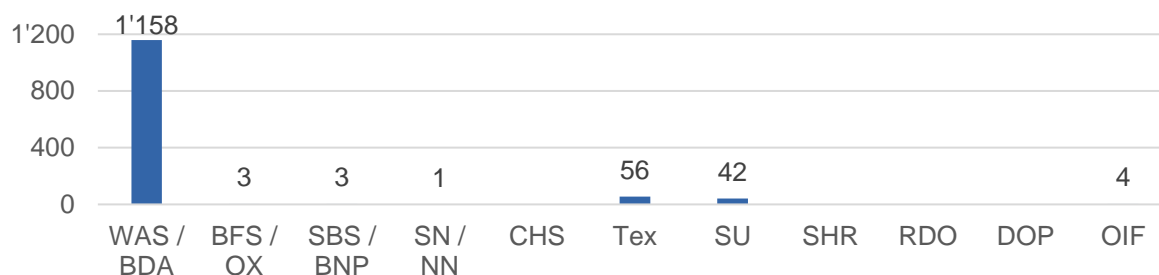
Total Züchter/innen		Total Genossenschaften	
2017	2016	2017	2016
111	127	39	40

Herdebuchanteil per 1. Juni



Total	2017	2016
	3'354	3'451

Beurteilte Tiere 4 - 36 Monate



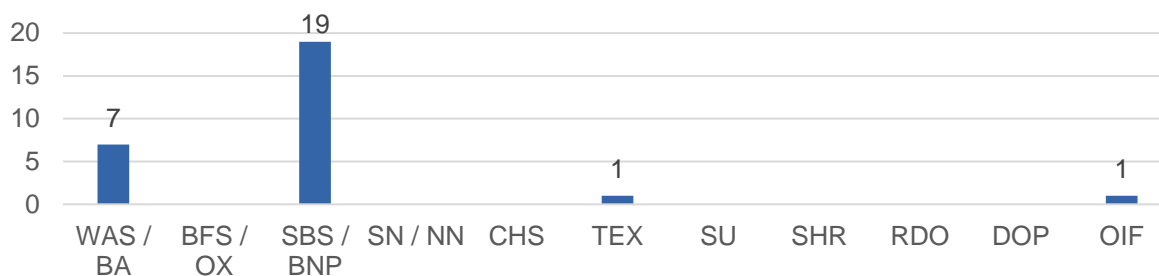
Total	2017	2016
	1'267	1'296



JU


JU

Anteil Züchter/innen




Total Züchter/innen		Total Genossenschaften	
2017	2016	2017	2016
28	28	6	6

Herdebuchanteil per 1. Juni



Total	2017	2016
	858	822

Beurteilte Tiere 4 - 36 Monate



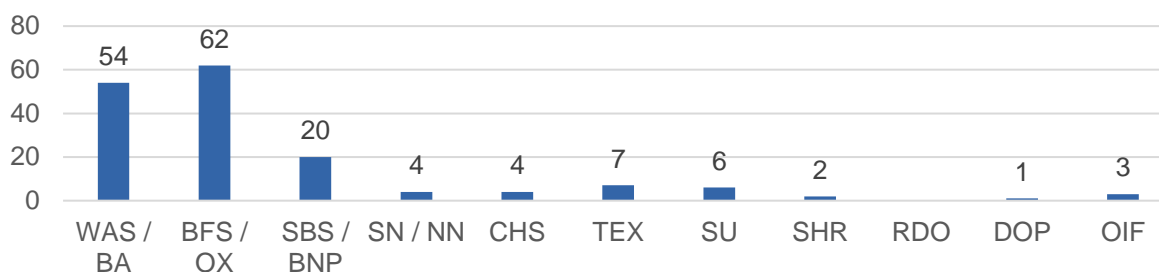
Total	2017	2016
	406	359



LU

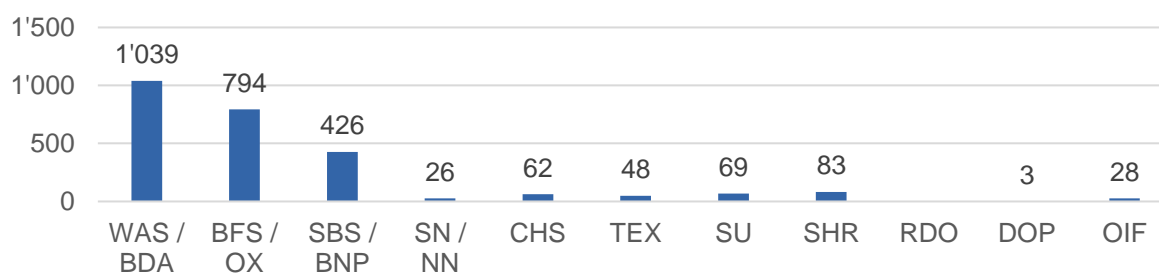
LU

Anteil Züchter/innen



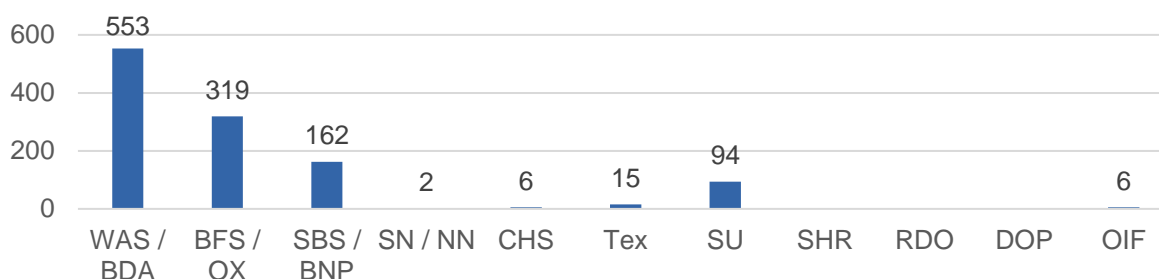
Total Züchter/innen		Total Genossenschaften	
2017	2016	2017	2016
163	163	8	8

Herdebuchanteil per 1. Juni



Total	2017	2016
	2'578	2'728

Beurteilte Tiere 4 - 36 Monate



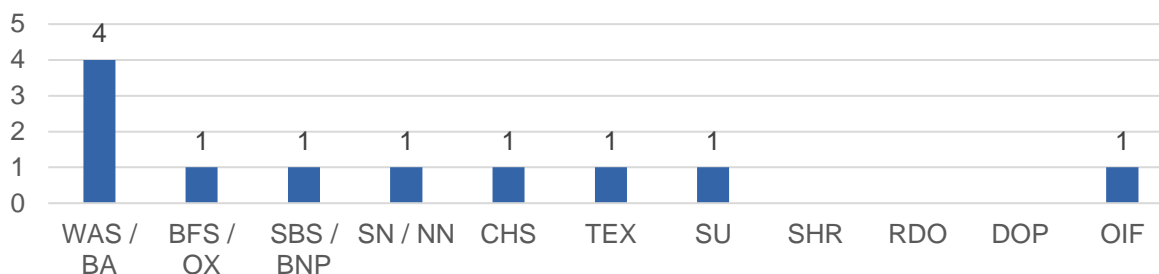
Total	2017	2016
	1'157	1'176



NE

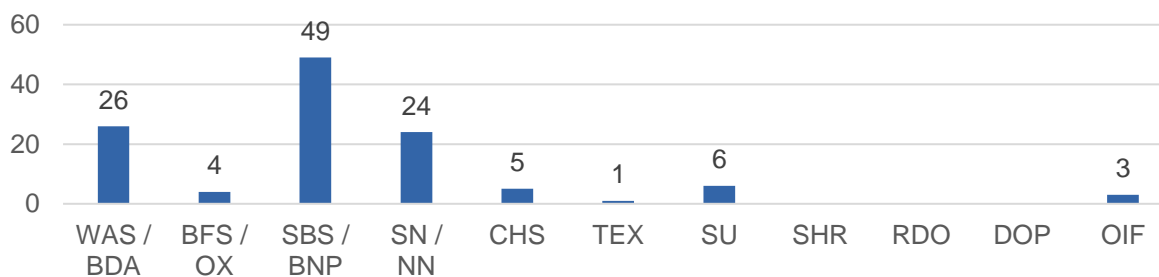
NE

Anteil Züchter/innen



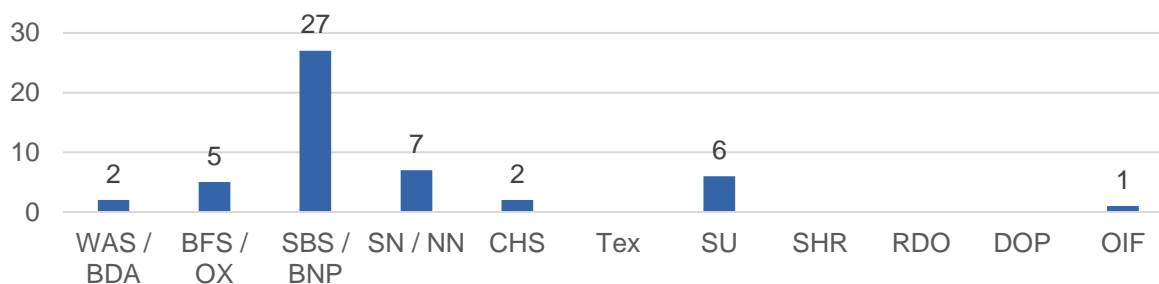
Total Züchter/innen		Total Genossenschaften	
2017	2016	2017	2016
11	13	1	1

Herdebuchanteil per 1. Juni



Total	2017	2016
	118	133

Beurteilte Tiere 4 - 36 Monate



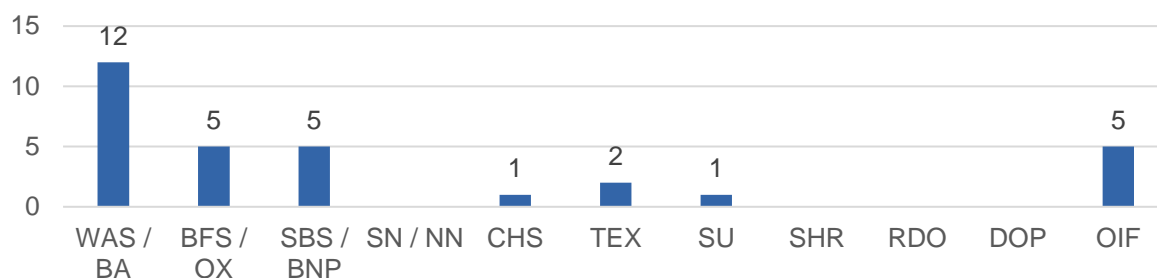
Total	2017	2016
	50	55



NW

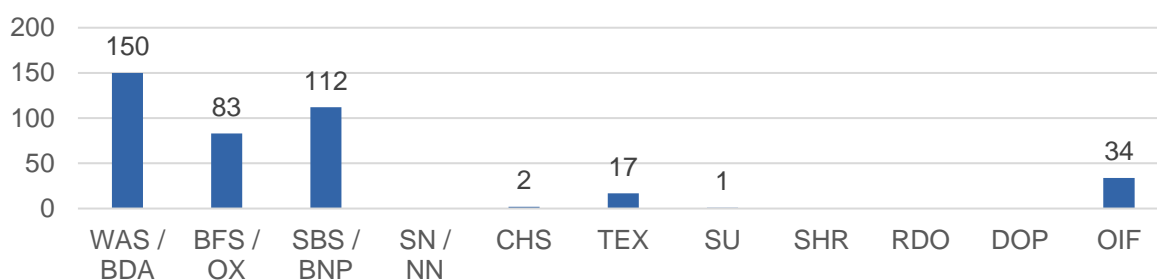
NW

Anteil Züchter/innen



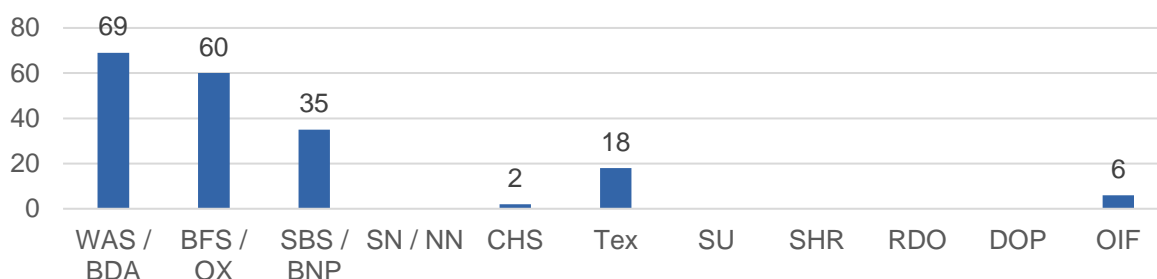
Total Züchter/innen		Total Genossenschaften	
2017	2016	2017	2016
31	32	2	2

Herdebuchanteil per 1. Juni



Total	2017	2016
	399	368

Beurteilte Tiere 4 - 36 Monate



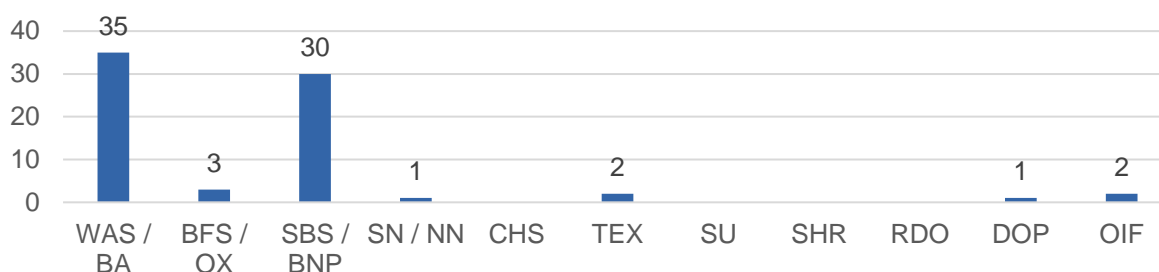
Total	2017	2016
	190	155



OW


OW

Anteil Züchter/innen



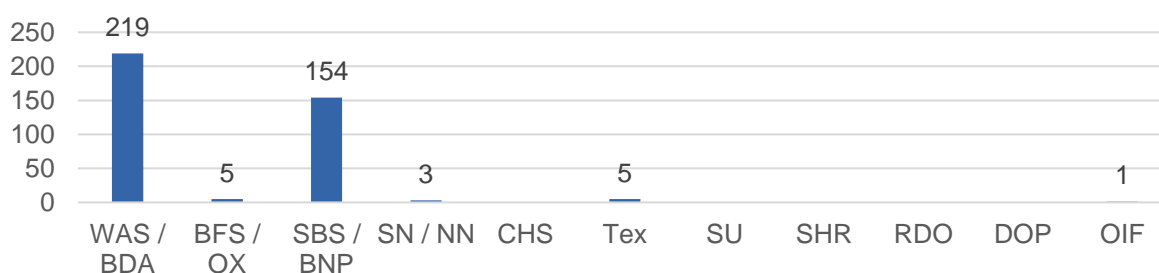
Total Züchter/innen		Total Genossenschaften	
2017	2016	2017	2016
74	75	5	5

Herdebuchanteil per 1. Juni



Total	2017	2016
	734	910

Beurteilte Tiere 4 - 36 Monate



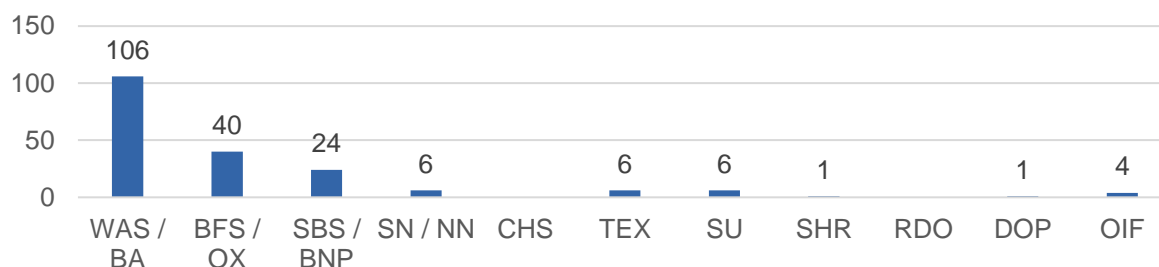
Total	2017	2016
	387	393



SG


SG

Anteil Züchter/innen



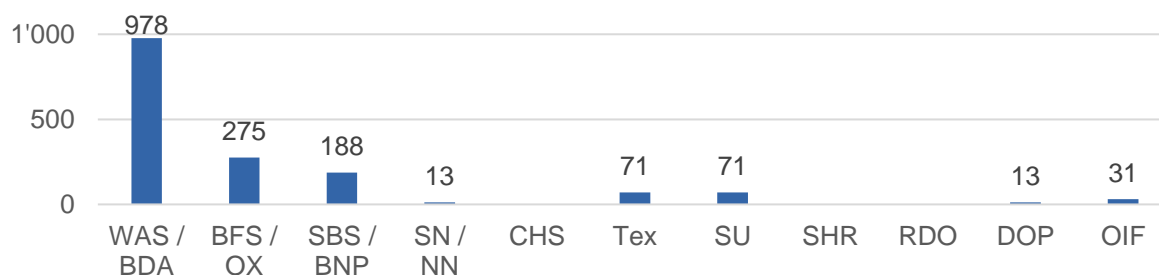
Total Züchter/innen		Total Genossenschaften	
2017	2016	2017	2016
194	204	19	21

Herdebuchanteil per 1. Juni



Total	2017	2016
	3'048	3'332

Beurteilte Tiere 4 - 36 Monate



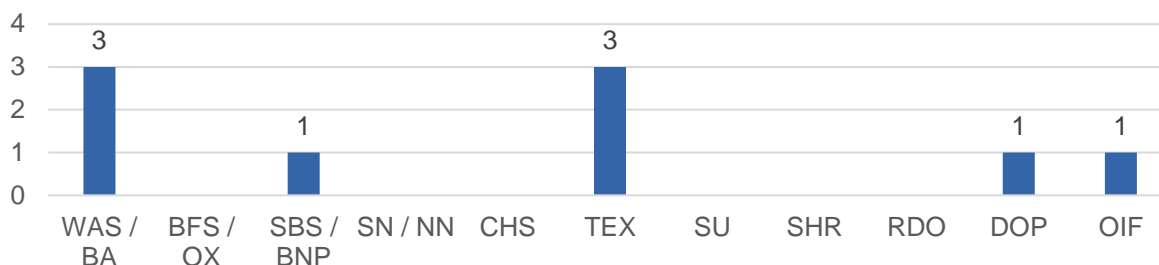
Total	2017	2016
	1'640	1'635



SH

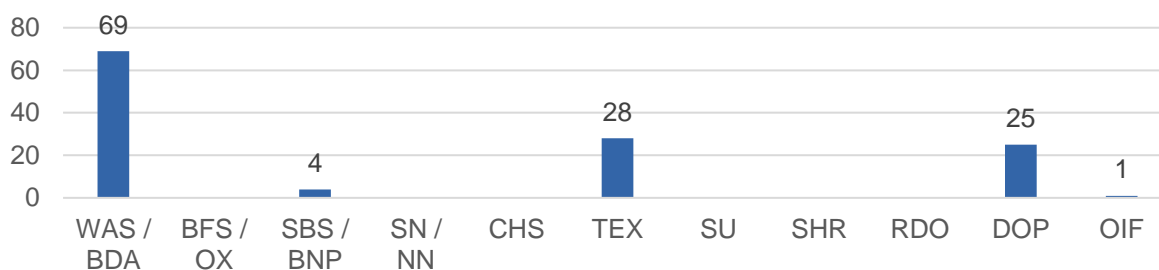
SH

Anteil Züchter/innen



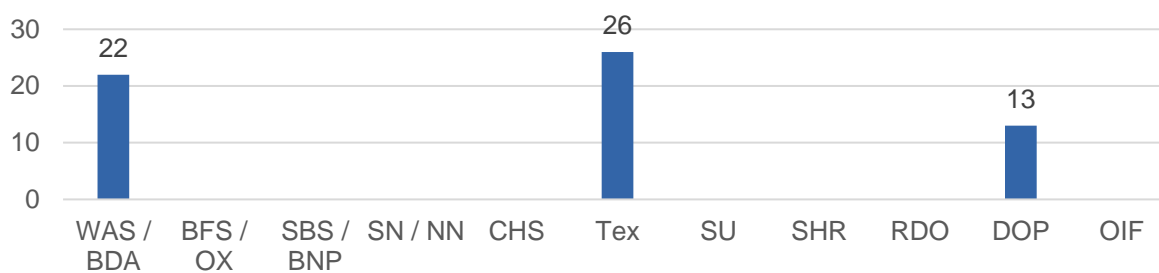
Total Züchter/innen		Total Genossenschaften	
2017	2016	2017	2016
9	8	1	1

Herdebuchanteil per 1. Juni



Total	2017	2016
	127	186

Beurteilte Tiere 4 - 36 Monate



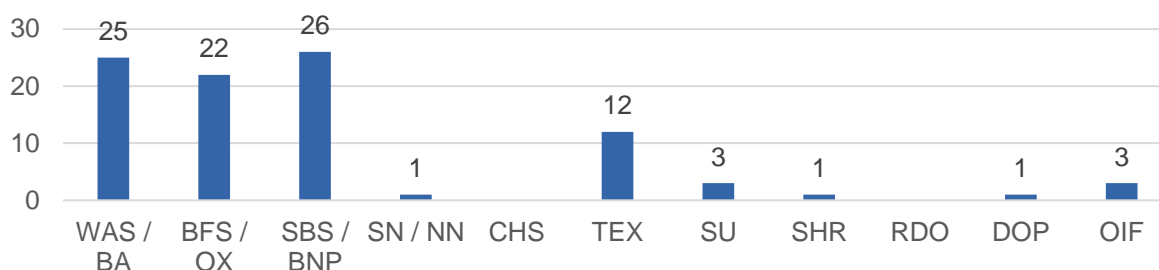
Total	2017	2016
	61	48



SO

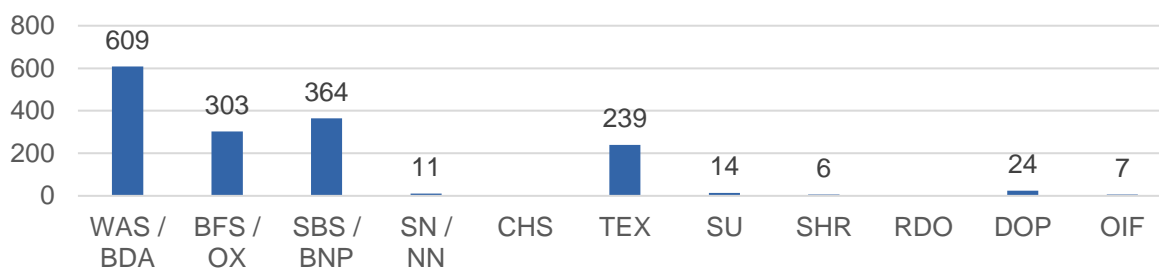
SO

Anteil Züchter/innen



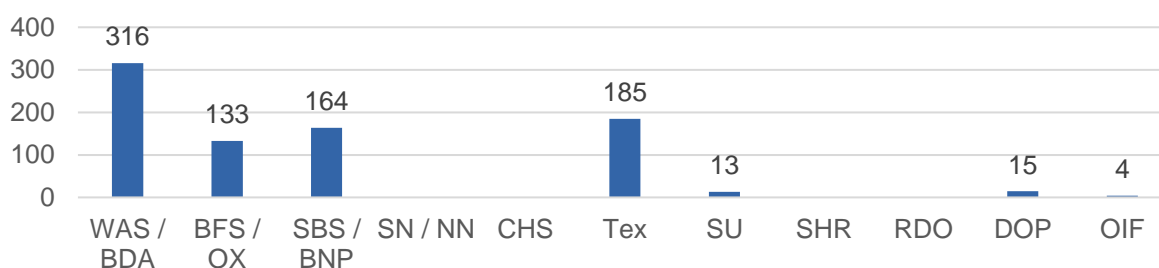
Total Züchter/innen		Total Genossenschaften	
2017	2016	2017	2016
94	98	11	11

Herdebuchanteil per 1. Juni



Total	2017	2016
	1'577	1'592

Beurteilte Tiere 4 - 36 Monate



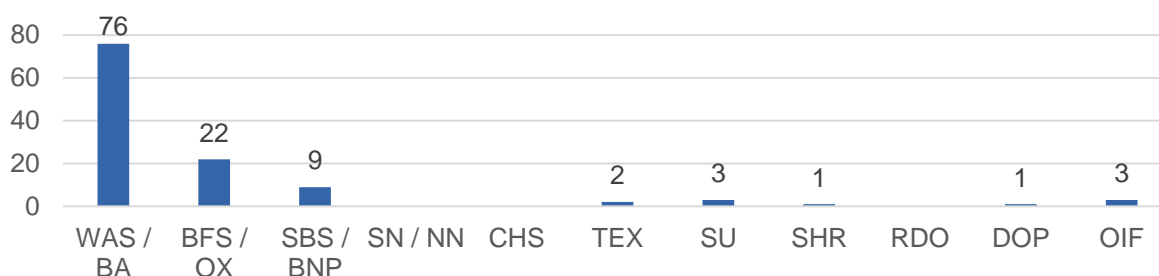
Total	2017	2016
	830	812



SZ


SZ

Anteil Züchter/innen




Total Züchter/innen		Total Genossenschaften	
2017	2016	2017	2016
117	117	10	10

Herdebuchanteil per 1. Juni



Total	2017	2016
	2'708	2'612

Beurteilte Tiere 4 - 36 Monate



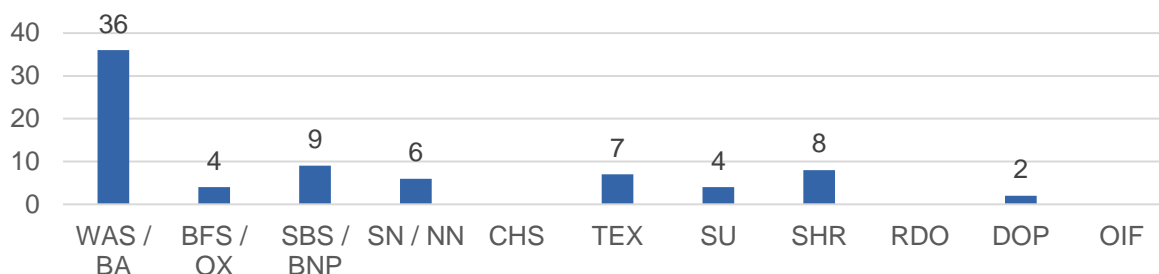
Total	2017	2016
	1'173	1'202



TG

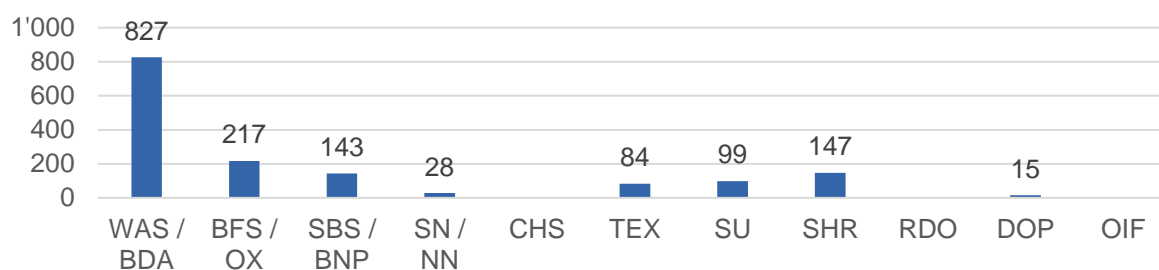
TG

Anteil Züchter/innen



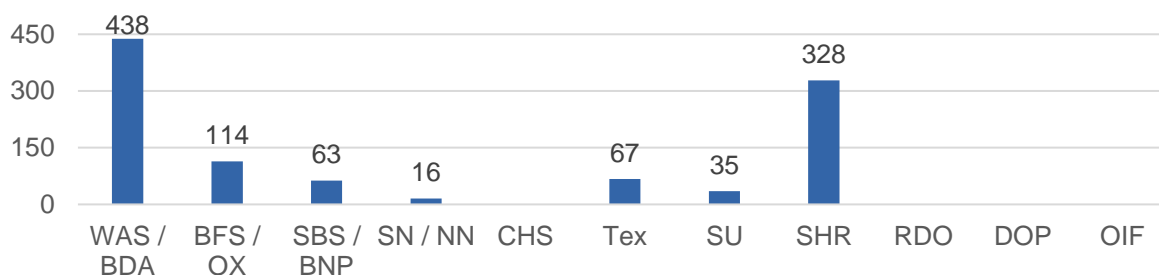
Total Züchter/innen		Total Genossenschaften	
2017	2016	2017	2016
76	85	4	4

Herdebuchanteil per 1. Juni



Total	2017	2016
	1'560	1'703

Beurteilte Tiere 4 - 36 Monate



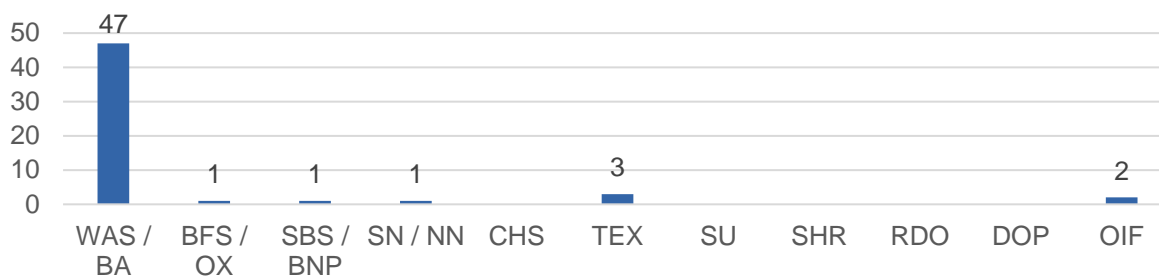
Total	2017	2016
	1'061	939



TI


TI

Anteil Züchter/innen

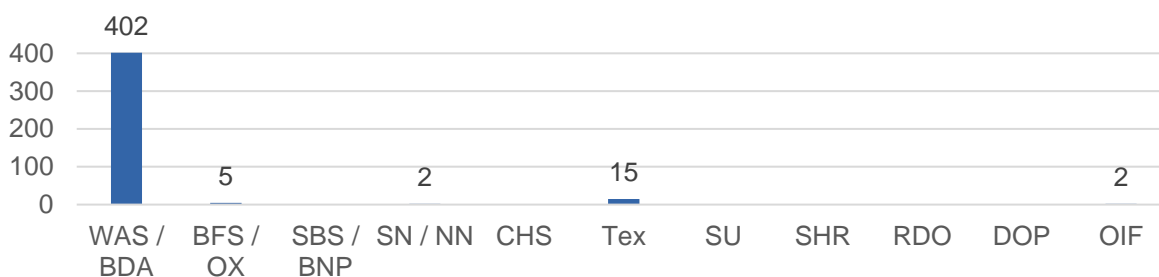


Total Züchter/innen		Total Genossenschaften	
2017	2016	2017	2016
55	60	15	15

Herdebuchanteil per 1. Juni



Total	2017	2016
	1'380	1'560



Beurteilte Tiere 4 - 36 Monate

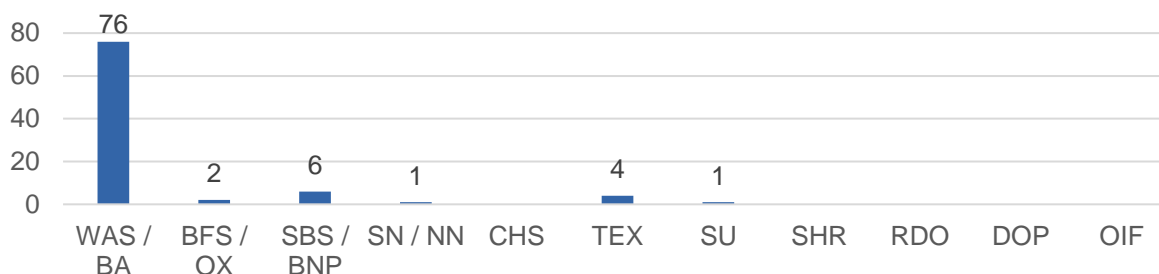
Total	2017	2016
	426	485



UR


UR

Anteil Züchter/innen



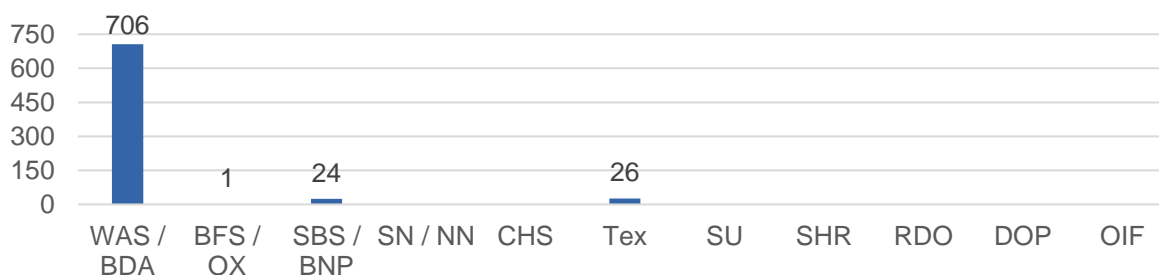
Total Züchter/innen		Total Genossenschaften	
2017	2016	2016	2016
90	88	12	12

Herdebuchanteil per 1. Juni



Total	2017	2016
	1'865	1'830

Beurteilte Tiere 4 - 36 Monate



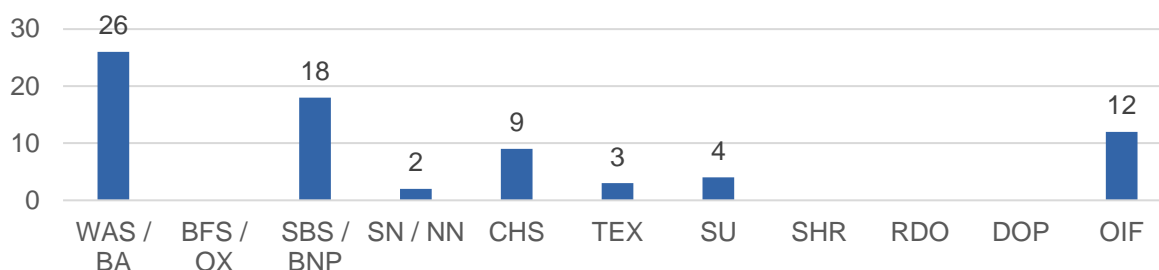
Total	2017	2016
	757	719



VD

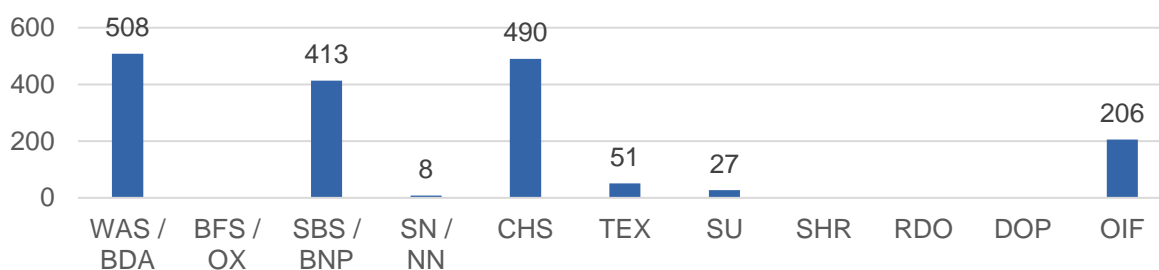
VD

Anteil Züchter/innen



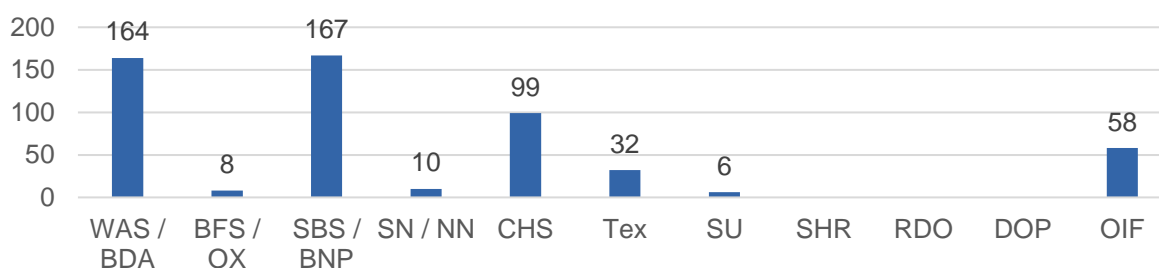
Total Züchter/innen		Total Genossenschaften	
2017	2016	2017	2016
74	88	11	11

Herdebuchanteil per 1. Juni



Total	2017	2016
	1'703	1'581

Beurteilte Tiere 4 - 36 Monate




Total	2017	2016
	544	602



VS

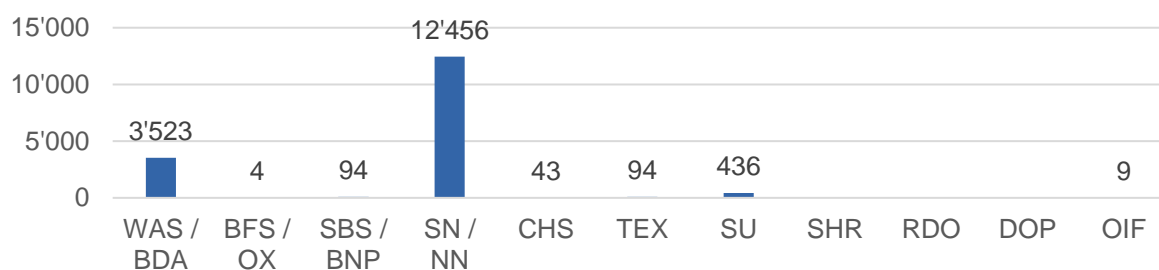
VS

Anteil Züchter/innen



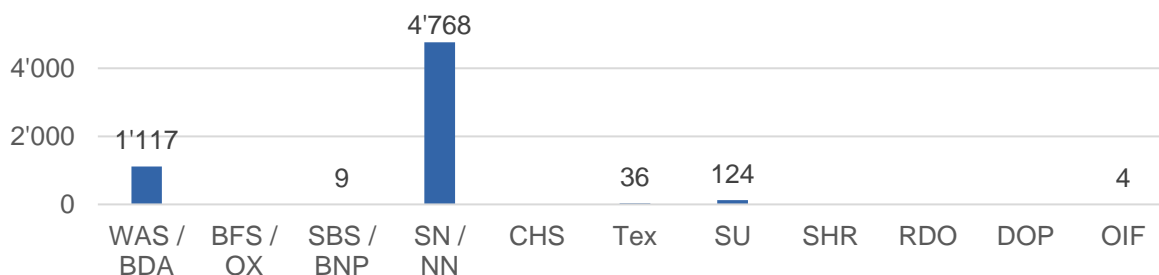
Total Züchter/innen		Total Genossenschaften	
2017	2016	2017	2016
561	588	69	70

Herdebuchanteil per 1. Juni



Total	2017	2016
	16'659	18'878

Beurteilte Tiere 4 - 36 Monate



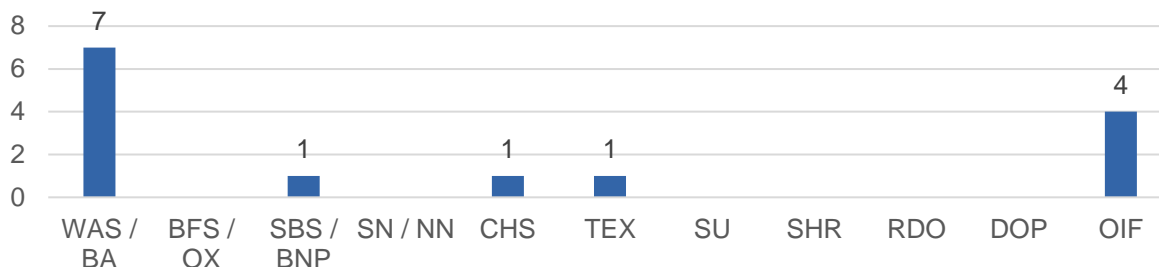
Total	2017	2016
	6'058	5'979



ZG

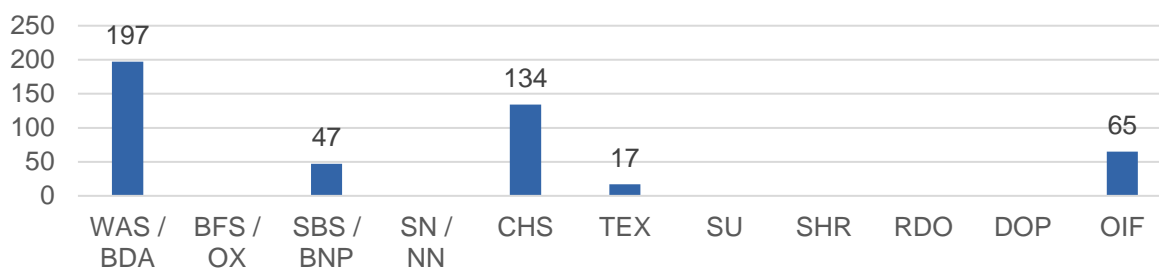
ZG

Anteil Züchter/innen



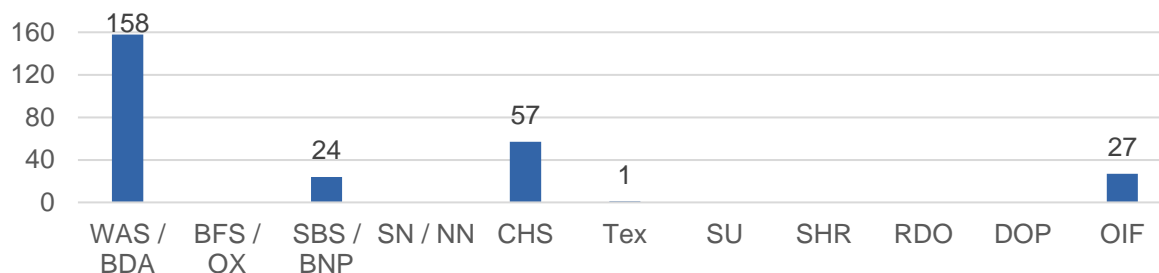
Total Züchter/innen		Total Genossenschaften	
2017	2016	2017	2016
14	21	1	1

Herdebuchanteil per 1. Juni



Total	2017	2016
	460	477

Beurteilte Tiere 4 - 36 Monate



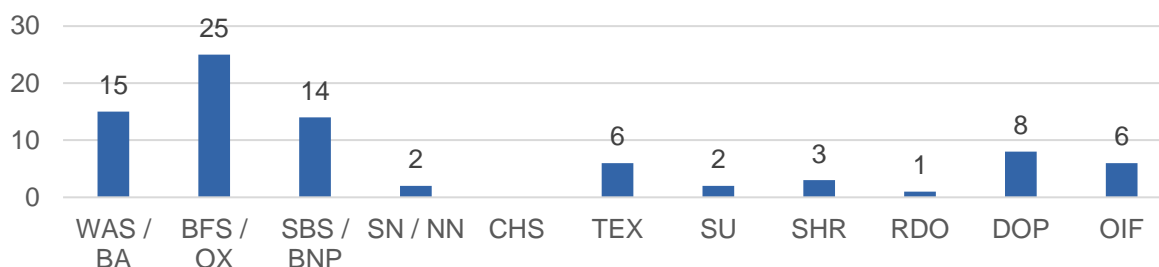
Total	2017	2016
	267	222



ZH

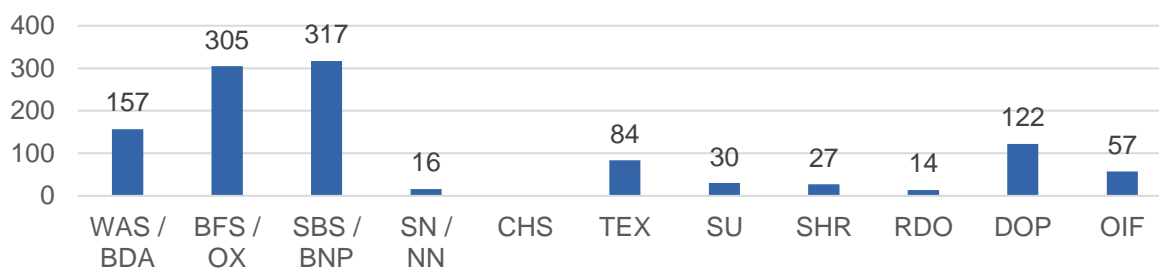
ZH

Anteil Züchter/innen



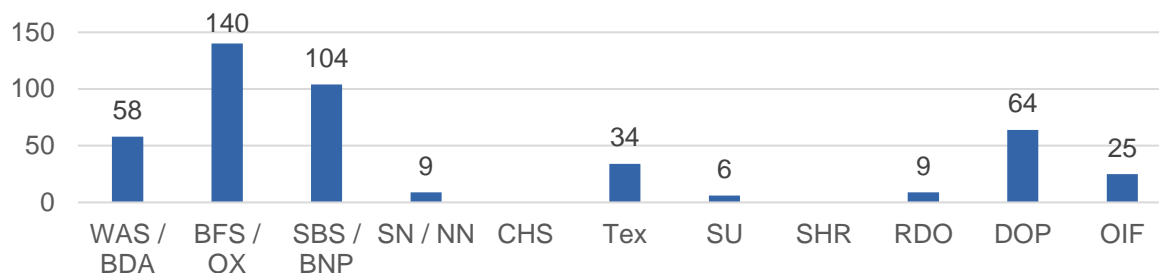
Total Züchter/innen		Total Genossenschaften	
2017	2016	2017	2016
82	86	5	5

Herdebuchanteil per 1. Juni



Total	2017	2016
	1'129	991

Beurteilte Tiere 4 - 36 Monate



Total	2017	2016
	449	448



FL


FL

Anteil Züchter/innen




Total Züchter/innen		Total Genossenschaften	
2017	2016	2017	2016
17	16	2	2

Herdebuchanteil per 1. Juni



Total	2017	2016
	462	353

Beurteilte Tiere 4 - 36 Monate



Total	2017	2016
	85	134



Anhang

Anhang

Anzahl Züchter/innen und Genossenschaften/Vereine nach Rasse/Kanton 2017

Kanton	Rasse											Total Züchter/innen		Total Genossenschaften	
	WAS / BA	BFS / OX	SBS / BNP	SN / NN	CHS	TEX	SU	SHR	RDO	DOP	OIF	2017	2016	2017	2016
AG	19	28	19	3	4	19	6	6	1	2	3	110	104	10	10
AI	1			1								2	6	0	1
AR	29	7	5	3	1	2				1		48	50	6	6
BE	216	428	239	22	2	30	12	7		17	3	976	1'025	89	90
BL	10	5	6	2		4	1	1		2	2	33	33	1	1
FR	27	31	90	21	5	11	13	1			2	201	217	19	20
GE	1	1		6			7		1			16	4	1	1
GL	11	5	3		1	8				3		31	29	1	1
GR	92	2	5			8		1			3	111	127	39	40
JU	7		19			1					1	28	28	6	6
LU	54	62	20	4	4	7	6	2		1	3	163	163	8	8
NE	4	1	1	1	1	1	1				1	11	13	1	1
NW	12	5	5		1	2	1				5	31	32	2	2
OW	35	3	30	1		2				1	2	74	75	5	5
SG	106	40	24	6		6	6	1		1	4	194	204	19	21
SH	3		1			3				1	1	9	8	1	1
SO	25	22	26	1		12	3	1		1	3	94	98	11	11
SZ	76	22	9			2	3	1		1	3	117	117	10	10
TG	36	4	9	6		7	4	8		2		76	85	4	4
TI	47	1	1	1		3					2	55	60	15	15
UR	76	2	6	1		4	1					90	88	12	12
VD	26		18	2	9	3	4				12	74	88	11	11
VS	83	2	9	440	4	7	11				5	561	588	69	70
ZG	7		1		1	1					4	14	21	1	1
ZH	15	25	14	2		6	2	3	1	8	6	82	86	5	5
FL	13	3								1		17	16	2	2
2017	1'031	699	560	523	33	149	81	32	3	42	65	3'218		348	
2016	1'113	706	590	526	45	146	82	32	8	46	71		3'365		355



Anhang

Entwicklung Herdebuchbestand 2013 – 2017 (Stichtag 1. Juni)

Kanton	Rasse											Total 2017	Total 2016
	WAS / BDA	BFS / OX	SBS / BNP	SN / NN	CHS	TEX	SU	SHR	RDO	DOP	OIF		
AG	538	503	368	16	17	436	214	72	1	16	13	2'194	2'087
AI	13			31								44	126
AR	670	222	78	14	1	29				1		1'015	1'016
BE	3'140	3'978	3'319	140	21	278	96	275		429	83	11'759	11'881
BL	132	80	45	7		89	3	30		13	4	403	402
FR	511	267	1'295	147	110	166	277	9			43	2'825	2'993
GE	17	8							562			587	491
GL	208	63	47		1	153				4		476	498
GR	3'020	4	15	33		85	154	28			15	3'354	3'451
JU	84		767			3					4	858	822
LU	1'039	794	426	26	62	48	69	83		3	28	2'578	2'728
NE	26	4	49	24	5	1	6				3	118	133
NW	150	83	112		2	17	1				34	399	368
OW	407	91	224	1		6				1	4	734	910
SG	2'015	518	315	24		60	38	10		1	67	3'048	3'332
SH	69		4			28				25	1	127	186
SO	609	303	364	11		239	14	6		24	7	1'577	1'592
SZ	2'300	239	82			12	6	24		24	21	2'708	2'612
TG	827	217	143	28		84	99	147		15		1'560	1'703
TI	1'342	16	1	2		15					4	1'380	1'560
UR	1'759	7	57	1		39	2					1'865	1'830
VD	508		413	8	490	51	27				206	1'703	1'581
VS	3'523	4	94	12'456	43	94	436				9	16'659	18'878
ZG	197		47		134	17					65	460	477
ZH	157	305	317	16		84	30	27	14	122	57	1'129	991
FL	421	40								1		462	353
2017	23'682	7'746	8'582	12'985	886	2'034	1'472	711	577	679	668	60'022	
2016	24'639	7'932	8'755	14'614	900	1'954	1'641	679	490	731	666		63'001

2015	28'251	8'738	9'861	16'465	730	1866	1'528	638	434	924	778		70'213
2014	29'688	9'100	10'226	16'433	868	1699	1'666	618	385	1'043	855		72'581
2013	28'469	10'306	9'537	15'709	888	1492	1'265	676	270	1'012	656		70'280



Anhang

Anzahl beurteilter Tiere im Alter von 4 - 36 Monaten (01.08.2016 - 31.07.2017)

Kanton	Rasse											Total	
	WAS / BDA	BFS / OX	SBS / BNP	SN / NN	CHS	TEX	SU	SHR	RDO	DOP	OIF	2017	2016
AG	203	224	199		8	240	51	5		11	5	946	1'084
AI												0	41
AR	350	181	31	25		6						593	527
BE	1'428	2'772	1401	46	46	156	47	3		165	23	6087	6'323
BL	109	70	25	2		22	27			7		262	214
FR	199	131	449	46	57	97	87				4	1070	1'051
GE									274			274	150
GL	113	42	20			139				1		315	332
GR	1'158	3	3	1		56	42				4	1267	1'296
JU	63		343									406	359
LU	553	319	162	2	6	15	94				6	1157	1'176
NE	2	5	27	7	2		6				1	50	55
NW	69	60	35		2	18					6	190	155
OW	219	5	154	3		5					1	387	393
SG	978	275	188	13		71	71			13	31	1640	1'635
SH	22					26				13		61	48
SO	316	133	164			185	13			15	4	830	812
SZ	1058	92	17								6	1173	1'202
TG	438	114	63	16		67	35	328				1061	939
TI	402	5		2		15					2	426	485
UR	706	1	24			26						757	719
VD	164	8	167	10	99	32	6				58	544	602
VS	1'117		9	4'768		36	124				4	6058	5'979
ZG	158		24		57	1					27	267	222
ZH	58	140	104	9		34	6		9	64	25	449	448
FL	85											85	134
2017	9968	4580	3609	4950	277	1247	609	336	283	289	207	26355	
2016	10'121	4'624	3'558	4'903	303	1'193	663	364	157	307	188		26'381

2015	10'442	4'798	3'474	4'879	289	1'128	611	224	55	324	198		26'422
------	--------	-------	-------	-------	-----	-------	-----	-----	----	-----	-----	--	--------